

OFFICE OF INSPECTOR GENERAL

PALM BEACH COUNTY, FLORIDA



OIG INSIGHTS:

ONE-PENNY SALES SURTAX

Palm Beach County and Municipalities

July 31, 2017

CA-2017-0043

OFFICE OF INSPECTOR GENERAL MISSION, VISION, AND VALUES

Mission Statement (Why we exist and What we do)

Our purpose (why we exist) is to provide independent and objective, insight, oversight, and foresight in promoting integrity, efficiency, and overall effectiveness in government.

Our promise (what we do) is to accomplish this through audits, investigations, contract oversight, and outreach activities.

Vision Statement (Where we are going)

To promote positive change throughout local governments and public organizations in Palm Beach County with an inspired and skilled team that strives for continuous improvement.

Values (What we believe and How we behave)

Professionalism – We take pride in our purpose, profession, products, results, and conduct.

Respect – We are respectful of others and recognize their value.

Integrity – We do the right thing, the right way, for the right reason.

Dedication – We are dedicated to our purpose, our work, and the people we serve.

Excellence – We strive for excellence in everything we do.

“Enhancing Public Trust in Government”

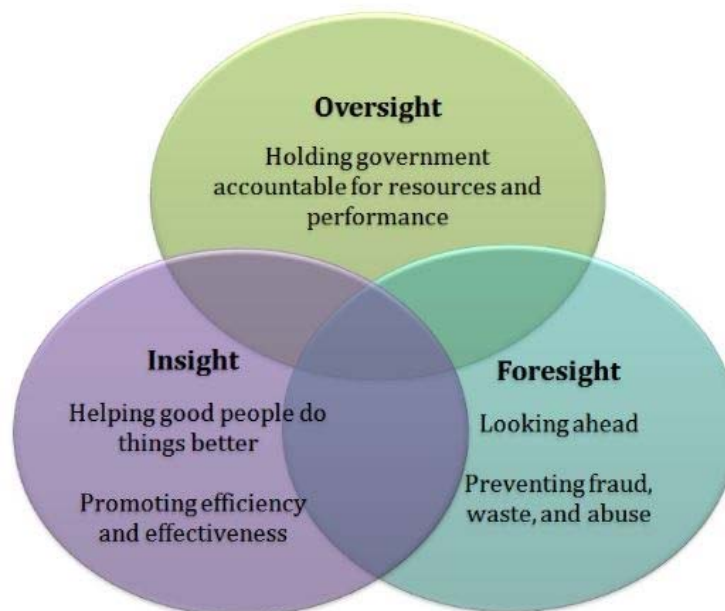


TABLE OF CONTENTS

| Number | Subject | Page |
|---------------|--|-------------|
| I. | What is <i>OIG Insights</i> ? | 1 |
| II. | Acknowledgements | 1 |
| III. | One-Penny Sales Surtax | 2 |
| IV. | One County One-Penny | 3 |
| V. | Outreach Events | 3 |
| VI. | Quick Facts | 4 |
| VII. | OIG Oversight | 4 |
| VIII. | Suggestions | 5 |
| IX. | Exhibits | |
| | Table of Contents | 6 – 8 |
| | Exhibit A – Surtax Revenue | 9-17 |
| | Exhibit B – Citizen’s Oversight Committees | 18-20 |
| | Exhibit C – Palm Beach County | 21-26 |
| | Exhibit D – PB County Districts | 27-48 |
| | Exhibit E – County & Municipal Comparisons | 49-52 |
| | Exhibit F – Municipalities | 53-154 |
| | Exhibit G – County Project Lists | 155-188 |

WHAT IS OIG INSIGHTS?

OIG Insights is a guide for the citizens of Palm Beach County, managers, leaders, and employees of Palm Beach County and Municipal governments with important information about the **One-Penny Sales Surtax** that went into effect on January 1, 2017.

The Office of Inspector General (OIG) has gathered information on the **One-Penny Sales Surtax** program, the revenue distribution and the infrastructure projects contemplated by the Palm Beach County government and the thirty-nine (39) Municipalities. The project data used in this guide was obtained from publicly available resources as of **May 31, 2017**.

This guide will provide:

1. An overview of the One-Penny Sales Surtax
2. Detailed information on intended projects, by jurisdiction, funded by the surtax (contained in report exhibits)
3. Information on Surtax Oversight Committees
4. OIG Suggestions to the County and Municipalities to better monitor surtax projects
5. Information on what your OIG is specifically doing to guard taxpayer surtax dollars

ACKNOWLEDGEMENT

The OIG would like to extend our appreciation to all the Palm Beach County Departments including the Office of Financial Management & Budget, Department of Facilities Development & Operations, Department of Engineering & Public Works; all thirty-nine (39) Municipalities; and the League of Cities for their cooperation and courtesies extended to us during the contract oversight process.

For more information on the OIG, frequently asked questions, reports, tips, trends, best practices, and other reference materials, please visit our website: <http://pbcgov.com/OIG/>.

ONE-PENNY SALES SURTAX

On May 17, 2016, the Palm Beach Board of County Commissioners approved **Ordinance 2016-032**: to impose, contingent upon voter approval of a countywide referendum, a one-cent infrastructure surtax beginning January 1, 2017 and ending on December 31, 2026, or when **\$2.7 billion** in revenue is collected, whichever is earlier. The majority of those Palm Beach County residents voting approved the One-Penny Sales Surtax referendum on November 8, 2016. The ordinance also required the establishment of independent **Citizen Oversight Committees** to provide for public review of expenditure of surtax proceeds and serve as advisory and reporting bodies for each entity.

Surtax funds will be used by the County, the Municipalities, and the School Board to finance, plan, construct, reconstruct, renovate and improve needed infrastructure such as buildings, equipment, roads, bridges, sidewalks, streetlights, signalization, parks, recreational facilities, drainage, wastewater facilities, and public safety vehicles and equipment.

In accordance with a Surtax Interlocal Agreement (between the governmental entities), the Department of Revenue directly disburses shares of the total proceeds to the parties as follows:

| | | |
|----------------------------|------------|--------------------------|
| • School Board | 50% | (\$1,350,000,000) |
| • Palm Beach County | 30% | (\$ 810,000,000) |
| • Municipalities | 20% | (\$ 540,000,000) |

The County established the **Palm Beach County Infrastructure Surtax Citizen Oversight Committee (ISCOC)** which is comprised of 19 members selected from the community. Fifteen (15) Municipalities are participating in an ISCOC created by the **Palm Beach League of Cities**. Another seventeen (17) Municipalities established their own oversight committees. The oversight committee status for the remaining seven (7) Municipalities was unknown or undeclared to the OIG at the time of this report.

OIG staff will attend a number of these meetings to monitor, assist, and determine where more detailed OIG oversight may be required. We attended the League of Cities ISCOC meeting on July 7, 2017. The Committee rigorously scrutinized the proposed project lists from the Municipalities and deliberated on whether the proposed projects were appropriate **infrastructure projects**, permitted by the surtax ballot language and the Florida Statutes.



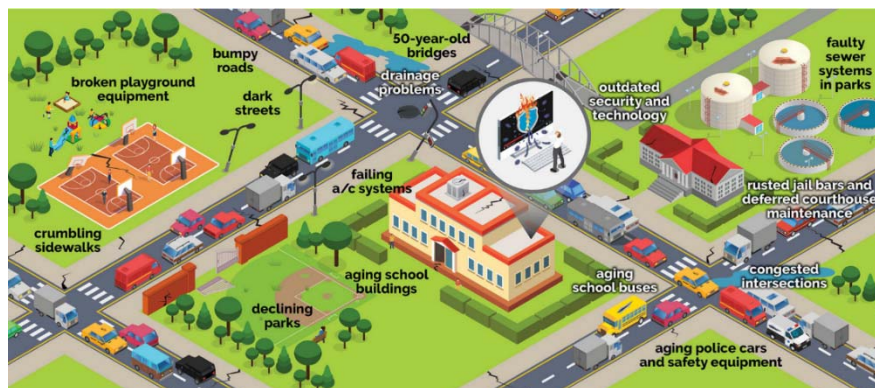
ONE COUNTY ONE-PENNY

Since approval of the Surtax Ordinance, the County created the **One County One-Penny** website which contains an interactive map of the County, Municipal, and School Board infrastructure projects:

<http://www.onecountyonepenny.org/>

Many other Municipalities, the School Board, and the Palm Beach County League of Cities also created websites as a means of disseminating information on the Infrastructure Surtax initiative and project lists.

For updated project lists or to see further details on individual projects, please visit the **One County One-Penny** website or any of the Municipal websites with posted local information.



OUTREACH EVENTS

On April 12, 2017, Palm Beach County's Facilities Development and Operations (FDO) Department conducted its first **One-Penny Infrastructure Sales Surtax and General Government Capital Program Workshops**.

The meeting was attended by an estimated 173 people representing a wide range of citizens, businesses, public officials, and County employees. This workshop was an extremely successful outreach activity and provided our community with information on **\$43M in surtax projects for FY 2017 and another \$50M for FY 2018**.

A second workshop was held **June 6, 2017**, and a third workshop was held on **July 10, 2017**.

QUICK FACTS

- The County's share of the revenue is 30% or **\$810M** and the Municipalities' share is 20% or **\$540M** and is divided among the 39 Municipalities based on population.
- The first monthly revenue distribution was in **March 2017**. The total revenue received by the County and Municipalities through May 31, 2017 is **\$33.6M**.
- County **building renovation projects** represent the largest share of the revenue at **\$250M** (35.3%) with another **\$85M** (11.9%) for new buildings.
- County **roadway improvement projects** (including traffic signals, street lighting, striping, bridges, and resurfacing) are valued at **\$157M** (22%) over an estimated **290** (54%) projects.
- The highest estimated Municipal share of the surtax revenue is for the **City of West Palm Beach** at **\$75.5M** based on a population of 108,650. The **City of Boca Raton** follows at **\$61.3M** based on a population of 88,275. See **Exhibit A-3** for further details.
- Fifty-one percent (51%) of the **Municipal projects are for roadway improvements** (including traffic signals, street lighting, striping, bridges, and resurfacing) and total **\$268.7M**.

OIG OVERSIGHT

The OIG provides independent and objective insight, oversight, and foresight in promoting efficiency, effectiveness, and integrity in government. For the **One-Penny Sales Surtax**, the OIG will continue its vigilance in monitoring County and Municipal infrastructure project bids, contract awards, and expenditures for compliance with applicable ordinances, laws and regulations, including the surtax ordinance.

Specific actions the OIG has/is taking to guard taxpayer surtax dollars:

- Contract Oversight Division is the OIG lead in One-Penny Sales Surtax oversight.
- Observing Surtax Citizen Oversight Committee meetings.
- Monitoring County and Municipal project lists, ordinances, resolutions, agendas, and announcements.
- Reviewing monthly surtax revenue distributions.
- Conducting ongoing training of OIG staff on construction audits, investigations, and oversight activities.
- Reporting the result of our contract oversight activities to the public.

SUGGESTIONS

As a matter of foresight, the OIG would suggest to all the County and Municipal public entities to monitor **One-Penny Sales Surtax** projects and expenditures to ensure that:



The proposed projects are infrastructure projects in accordance with Florida Statutes §212.055 (2)(d), Palm Beach County Ordinance 2016-032, and the Interlocal Agreement (R2016-0588);



The Surtax Citizen Oversight Committees are properly established prior to the expenditures of surtax funds in accordance with Ordinance 2016-032 and the Interlocal Agreement (R2016-0588); and



County and Municipal procurement activities using surtax funds employ full and open competition practices required by the procuring entity's procurement code.

Furthermore, outreach activities have proven to be very successful in providing information to the public. It is highly recommended that all involved entities publish **One-Penny Sales Surtax** information on websites or conduct community outreach forums on project initiatives.

Road improvements, resurfacing, striping, and traffic signal projects represent more than 44% of the total combined number of County and Municipal Infrastructure Projects.

Schedule coordination of roadway projects would benefit the public as traffic congestion over the next 10 years will likely be a chief public concern. County and Municipal department coordination regarding geographically overlapping and adjacent projects, to the maximum extent practical, would:

- Minimize the impact on neighboring communities;
- Reduce partial or total closure of highly traveled primary and alternate roadways at the same time; and,
- Reduce any rework of another entity's newly completed infrastructure improvements.



EXHIBITS

| <u>SECTION</u> | <u>TITLE</u> | <u>PAGES</u> |
|----------------|---|--------------|
| A | Revenue Distribution | 9 |
| A-1 | Surtax Revenue Share | 10 |
| A-2 | Surtax Revenue Summary | 11 |
| A-3 | Municipal Populations and Revenue Summary Data | 12 |
| A-4 | 2017 Monthly Surtax Revenue Distributions - Palm Beach County | 13 |
| A-5 | 2017 Monthly Surtax Revenue Distributions - Municipalities | 14 |
| A-6 | County & Municipal Total Monthly Surtax Revenue Actual vs. Projected | 15 |
| A-7 | Monthly Revenue Distributions for Surtaxes Collected – 2017 | 16-17 |
| B | Citizen Oversight Committees | 18 |
| B-1 | Citizen Oversight Committees | 19-20 |
| C | Palm Beach County | 21 |
| C-1 | Project Share by County Department | 22 |
| C-2 | Project Cost by County Department | 23 |
| C-3 | County Project Summary by Department | 24 |
| C-4 | County Project Costs by Commodity | 25 |
| C-5 | County Project Summary by Commodity | 26 |
| D | PB County Districts | 27 |
| D-1 | Project Costs by County District | 28 |
| D-2 | Project Quantity by County District | 29 |
| D-3 | District Project Summary | 30 |
| D-4 | District 1 Project Costs for District 1 | 31 |
| | District 1 Project Summary | 32 |
| D-5 | District 2 Project Costs for District 2 | 33 |
| | District 2 Project Summary | 34 |
| D-6 | District 3 Project Costs for District 3 | 35 |
| | District 3 Project Summary | 36 |

| <u>SECTION</u> | <u>TITLE</u> | <u>PAGES</u> |
|----------------|---|--------------|
| D-7 | District 4 | |
| | Project Costs for District 4 | 37 |
| | District 4 Project Summary | 38 |
| D-8 | District 5 | |
| | Project Costs for District 5 | 39 |
| | District 5 Project Summary | 40 |
| D-9 | District 6 | |
| | Project Costs for District 6 | 41 |
| | District 6 Project Summary | 42 |
| D-10 | District 7 | |
| | Project Costs for District 7 | 43 |
| | District 7 Project Summary | 44 |
| D-11 | Multi-District | |
| | Multi-District Project Costs | 45 |
| | Multi-District Project Summary | 46 |
| D-12 | County-Wide | |
| | County-Wide Project Costs | 47 |
| | County-Wide Project Summary | 48 |
| E | County & Municipal Comparisons | 49 |
| E-1 | Project Costs by Commodity | 50 |
| E-2 | Projects by Commodities | 51 |
| E-3 | Project Comparison Summary Data | 52 |
| F | Municipalities | 53 |
| F-1 | Municipal Estimates | 54-55 |
| F-2 | Municipal Projects by Commodity | 56 |
| F-3 | Municipal Project Costs | 57 |
| F-4 | Municipal Project Distribution | 58 |
| F-5 | Municipal Projects by Commodity | 59 |
| F-6 | City of Atlantis | 60-61 |
| F-7 | City of Belle Glade | 62-63 |
| F-8 | City of Boynton Beach | 64-78 |
| F-9 | Town of Briny Breezes | 79-80 |
| F-10 | Town of Cloud Lake | 81-82 |
| F-11 | City of Delray Beach | 83-84 |
| F-12 | City of Greenacres | 85-86 |
| F-13 | Town of Gulf Stream | 87-88 |
| F-14 | Town of Haverhill | 89-90 |
| F-15 | Town of Highland Beach | 91-92 |
| F-16 | Town of Juno Beach | 93-94 |

| <u>SECTION</u> | <u>TITLE</u> | <u>PAGES</u> |
|----------------|---------------------------------|--------------|
| F-17 | Town of Jupiter | 95-96 |
| F-18 | Town of Jupiter Inlet Colony | 97-98 |
| F-19 | Town of Lake Clarke Shores | 99-100 |
| F-20 | Town of Lake Park | 101-102 |
| F-21 | City of Lake Worth | 103-121 |
| F-22 | Town of Lantana | 122-123 |
| F-23 | Town of Loxahatchee Groves | 124-125 |
| F-24 | Town of Manalapan | 126-127 |
| F-25 | Town of Mangonia Park | 128-129 |
| F-26 | Village of North Palm Beach | 130-131 |
| F-27 | City of Pahokee | 132-133 |
| F-28 | Town of Palm Beach | 134-135 |
| F-29 | City of Palm Beach Gardens | 136-137 |
| F-30 | Town of Palm Beach Shores | 138-139 |
| F-31 | Village of Palm Springs | 140-141 |
| F-32 | City of Riviera Beach | 142-143 |
| F-33 | Village of Royal Palm Beach | 144-146 |
| F-34 | City of South Bay | 147-148 |
| F-35 | Town of South Palm Beach | 149-150 |
| F-36 | Village of Wellington | 151-152 |
| F-37 | City of West Palm Beach | 153-154 |
| G | County Project Lists | 155 |
| G-1 | Palm Beach County Projects List | 156-188 |

The complete, [OIG Insights: One-Penny Sales Surtax](http://pbcgov.com/OIG/onecenttax.htm), guide with exhibits can be found on our website at:

<http://pbcgov.com/OIG/onecenttax.htm>

EXHIBIT A

SURTAX REVENUE



Surtax Revenue Share

(10 years or \$2.7B)

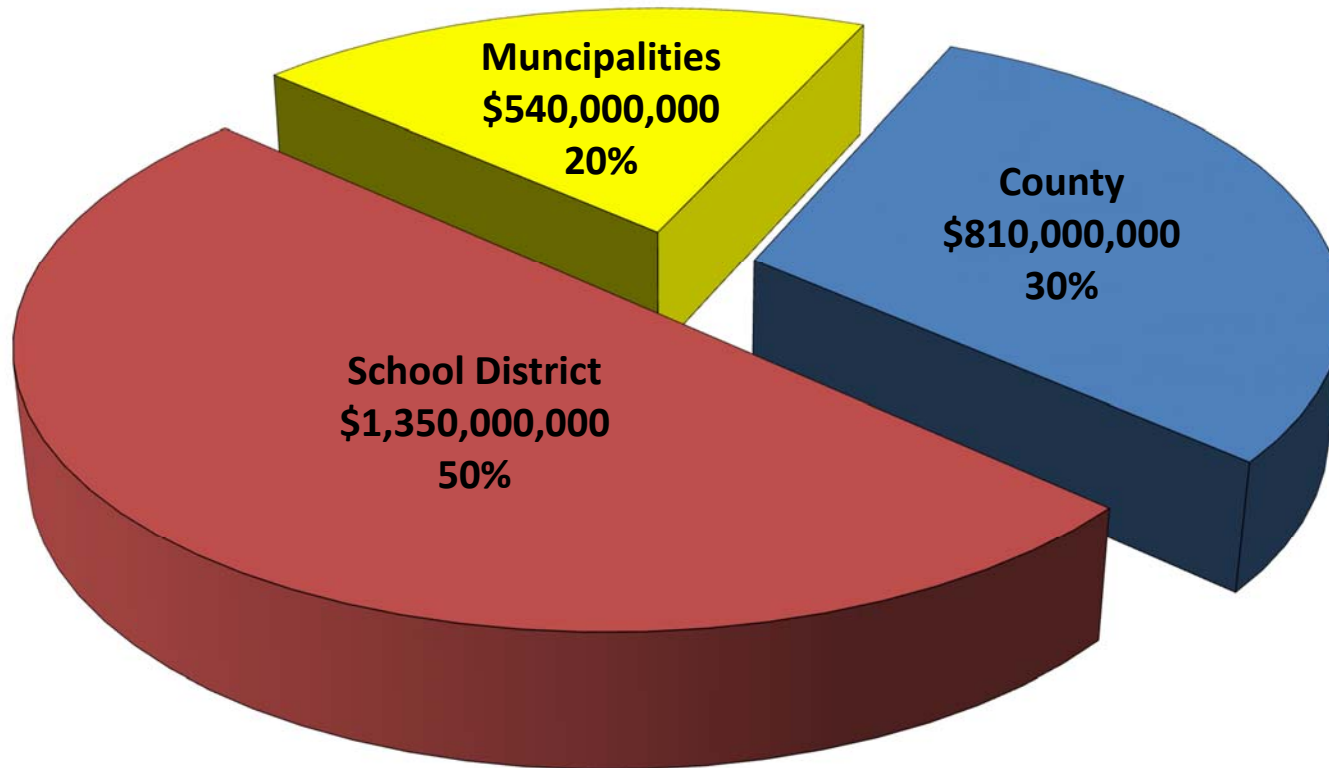


Exhibit A-2

Surtax Revenue Summary

| Entity | Percentage | Est Monthly | Est Annual | 10 Year Max |
|------------------------|------------|----------------------|-----------------------|-------------------------|
| | | | | |
| County | 30% | \$ 6,750,000 | \$ 81,000,000 | \$ 810,000,000 |
| School District | 50% | \$ 11,250,000 | \$ 135,000,000 | \$ 1,350,000,000 |
| Municipalities | 20% | \$ 4,500,000 | \$ 54,000,000 | \$ 540,000,000 |
| | | \$ 22,500,000 | \$ 270,000,000 | \$ 2,700,000,000 |

Exhibit A-3

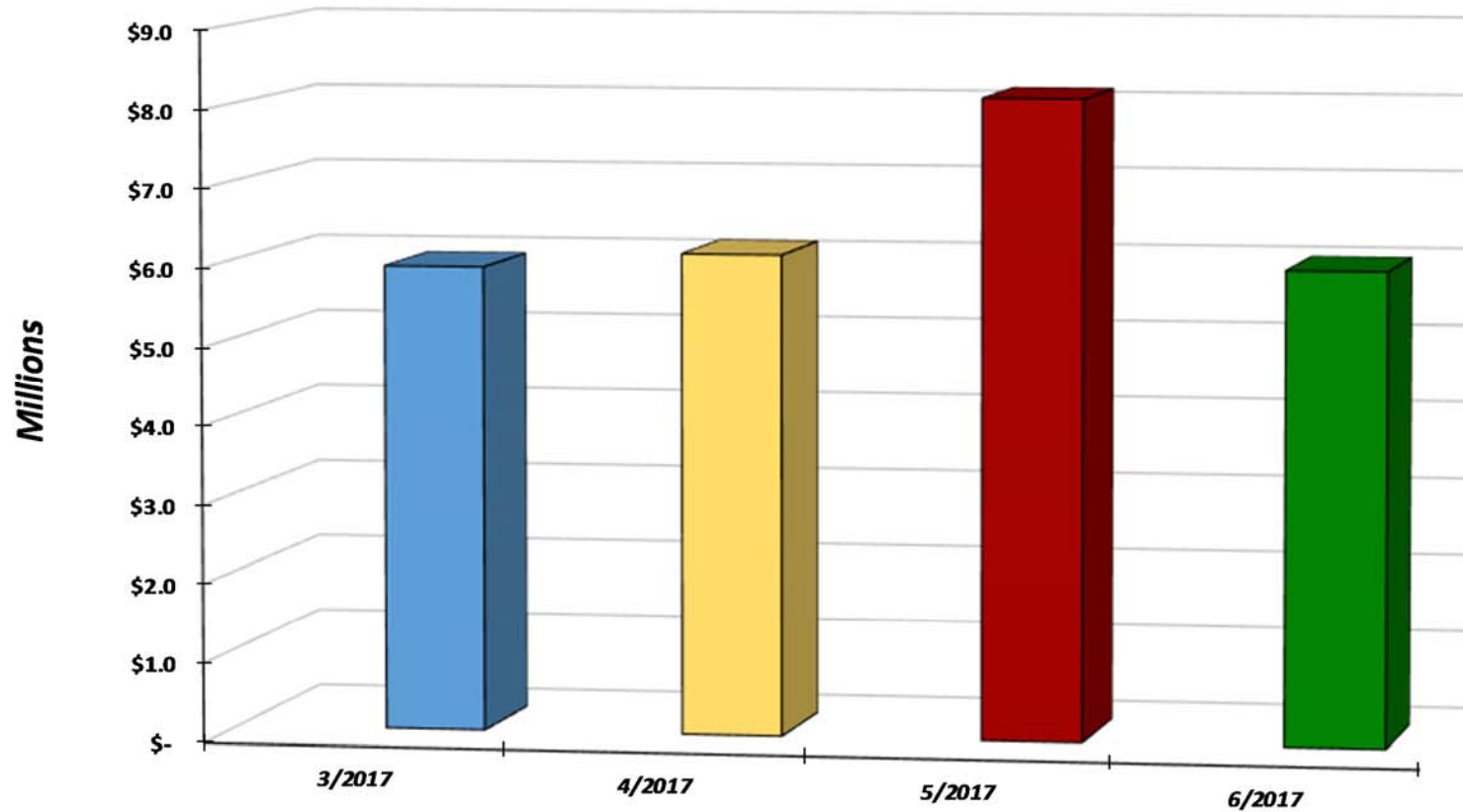
Municipal Populations and Revenue Summary Data

| Municipality | FL BEBR 2016 ¹ | % Municipal | Est. 10-Year Surtax |
|----------------------------|---------------------------|-------------|-----------------------|
| Atlantis | 2,001 | 0.2574% | \$ 1,389,696 |
| Belle Glade | 17,274 | 2.2216% | \$ 11,996,805 |
| Boca Raton | 88,275 | 11.3532% | \$ 61,307,050 |
| Boynton Beach | 73,163 | 9.4096% | \$ 50,811,756 |
| Briny Breeze | 414 | 0.0532% | \$ 287,523 |
| Cloud Lake | 134 | 0.0172% | \$ 93,063 |
| Delray Beach | 63,972 | 8.2275% | \$ 44,428,600 |
| Golf | 218 | 0.0280% | \$ 151,401 |
| Glen Ridge | 256 | 0.0329% | \$ 177,792 |
| Greenacres | 39,066 | 5.0243% | \$ 27,131,365 |
| Gulf Stream | 998 | 0.1284% | \$ 693,112 |
| Haverhill | 2,008 | 0.2583% | \$ 1,394,557 |
| Highland Beach | 3,600 | 0.4630% | \$ 2,500,203 |
| Hypoluxo | 2,714 | 0.3491% | \$ 1,884,875 |
| Juno Beach | 3,351 | 0.4310% | \$ 2,327,272 |
| Jupiter | 60,615 | 7.7958% | \$ 42,097,161 |
| Jupiter Inlet Colony | 411 | 0.0529% | \$ 285,440 |
| Lake Clarke Shores | 3,401 | 0.4374% | \$ 2,361,997 |
| Lake Park | 8,640 | 1.1112% | \$ 6,000,486 |
| Lake Worth | 37,475 | 4.8197% | \$ 26,026,414 |
| Lantana | 10,712 | 1.3777% | \$ 7,439,492 |
| Loxahatchee Groves | 3,271 | 0.4207% | \$ 2,271,712 |
| Manalapan | 417 | 0.0536% | \$ 289,607 |
| Mangonia Park | 1,984 | 0.2552% | \$ 1,377,889 |
| North Palm Beach | 12,230 | 1.5729% | \$ 8,493,744 |
| Ocean Ridge | 1,779 | 0.2288% | \$ 1,235,517 |
| Pahokee | 5,479 | 0.7047% | \$ 3,805,169 |
| Palm Beach | 8,040 | 1.0340% | \$ 5,583,786 |
| Palm Beach Gardens | 51,532 | 6.6276% | \$ 35,789,011 |
| Palm Beach Shores | 1,161 | 0.1493% | \$ 806,315 |
| Palm Springs | 22,458 | 2.8884% | \$ 15,597,097 |
| Riviera Beach | 33,957 | 4.3673% | \$ 23,583,161 |
| Royal Palm Beach | 37,138 | 4.7764% | \$ 25,792,367 |
| South Bay | 3,358 | 0.4319% | \$ 2,332,133 |
| South Palm Beach | 1,378 | 0.1772% | \$ 957,022 |
| Tequesta | 5,699 | 0.7330% | \$ 3,957,960 |
| Wellington | 60,308 | 7.7563% | \$ 41,883,949 |
| West Palm Beach | 108,650 | 13.9736% | \$ 75,457,502 |
| Municipal Subtotal: | 777,537 | 100% | \$ 540,000,000 |
| Unincorporated PBC: | 611,300 | | |
| Palm Beach County | 1,388,837 | | |

¹ Bureau of Economic and Business Research (BEBR), Florida Estimates of Population 2016, University of Florida.

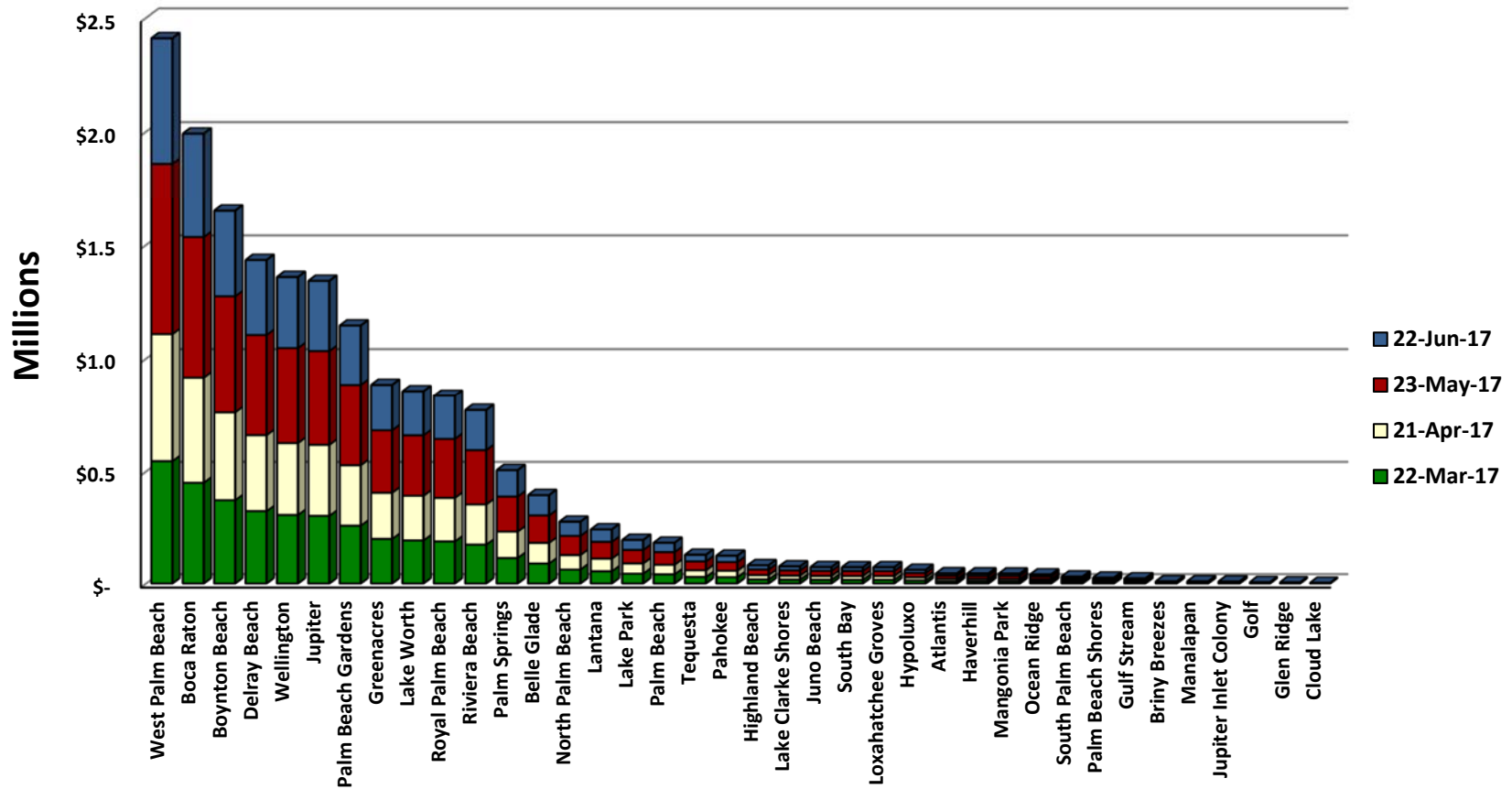
Exhibit A-4

2017 Monthly Surtax Revenue Distributions Palm Beach County



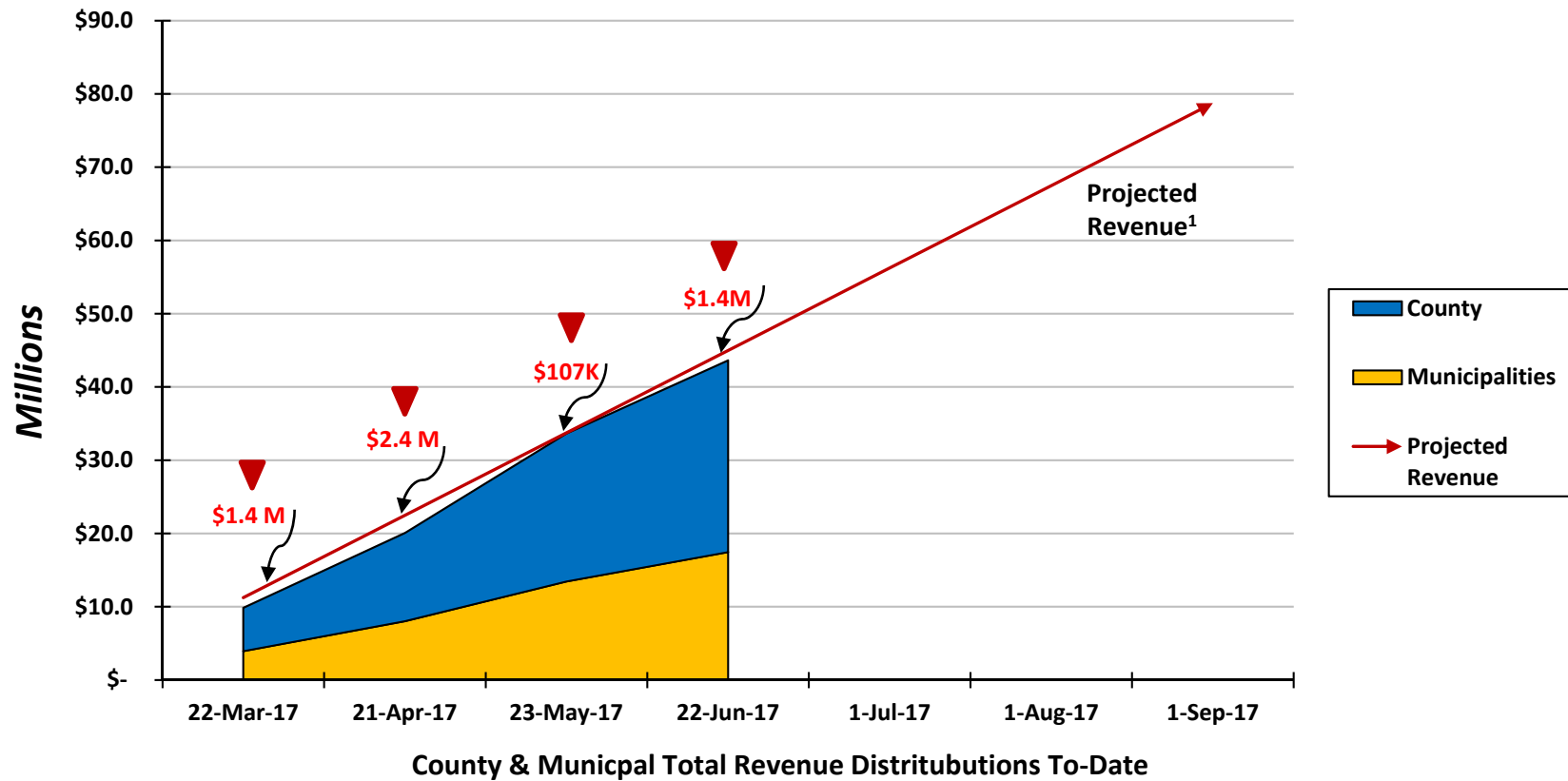
Note: Data from FL Dept of Revenue as of June 22, 2017

2017 Monthly Surtax Revenue Distributions Municipalities



Note: Data from FL Dept of Revenue as of June 22, 2017

County & Municipal Total Montly Surtax Revenue Actual vs. Projected



Note: Data from FL Dept of Revenue as of June 22, 2017.

¹ Estimated monthly revenue to-date based on \$2.7B over 10 years or 120 months.

Monthly Revenue Distributions for Surtaxes Collected - 2017

| Entity | 22-Mar-17 | 21-Apr-17 | 23-May-17 |
|-------------------------------|------------------------|------------------------|------------------------|
| Palm Beach County BOCC | \$ 5,923,788.81 | \$ 6,122,440.87 | \$ 8,139,306.87 |
| Atlantis | \$ 10,268.69 | \$ 10,613.05 | \$ 14,109.21 |
| Belle Glade | \$ 89,539.31 | \$ 92,541.98 | \$ 123,027.33 |
| Boca Raton | \$ 450,395.85 | \$ 465,499.71 | \$ 618,845.50 |
| Boynton Beach | \$ 373,511.51 | \$ 386,037.08 | \$ 513,206.14 |
| Briny Breezes | \$ 2,129.68 | \$ 2,201.10 | \$ 2,926.19 |
| Cloud Lake | \$ 682.54 | \$ 705.43 | \$ 937.81 |
| Delray Beach | \$ 324,200.23 | \$ 335,072.17 | \$ 445,452.27 |
| Glen Ridge | \$ 1,103.33 | \$ 1,140.33 | \$ 1,515.98 |
| Golf | \$ 1,293.20 | \$ 1,336.57 | \$ 1,776.87 |
| Greenacres | \$ 199,846.93 | \$ 206,548.73 | \$ 274,590.40 |
| Gulf Stream | \$ 5,121.51 | \$ 5,293.26 | \$ 7,036.98 |
| Haverhill | \$ 10,145.53 | \$ 10,485.76 | \$ 13,940.00 |
| Highland Beach | \$ 18,474.40 | \$ 19,093.93 | \$ 25,383.89 |
| Hypoluxo | \$ 13,809.62 | \$ 14,272.72 | \$ 18,974.46 |
| Juno Beach | \$ 16,626.97 | \$ 17,184.55 | \$ 22,845.51 |
| Jupiter | \$ 303,329.28 | \$ 313,501.32 | \$ 416,775.51 |
| Jupiter Inlet Colony | \$ 2,032.18 | \$ 2,100.32 | \$ 2,792.22 |
| Lake Clarke Shores | \$ 17,319.76 | \$ 17,900.57 | \$ 23,797.41 |
| Lake Park | \$ 44,123.04 | \$ 45,602.69 | \$ 60,625.22 |
| Lake Worth | \$ 193,334.70 | \$ 199,818.10 | \$ 265,642.56 |
| Lantana | \$ 54,822.81 | \$ 56,661.27 | \$ 75,326.73 |
| Loxahatchee Groves | \$ 16,437.09 | \$ 16,988.30 | \$ 22,584.62 |
| Manalapan | \$ 2,104.03 | \$ 2,174.59 | \$ 2,890.95 |
| Mangonia Park | \$ 10,053.16 | \$ 10,390.29 | \$ 13,813.09 |
| North Palm Beach | \$ 62,638.52 | \$ 64,739.08 | \$ 86,065.54 |
| Ocean Ridge | \$ 9,206.42 | \$ 9,515.15 | \$ 12,649.65 |
| Pahokee | \$ 28,163.21 | \$ 29,107.66 | \$ 38,696.36 |
| Palm Beach | \$ 41,264.66 | \$ 42,648.45 | \$ 56,697.78 |
| Palm Beach Gardens | \$ 259,262.69 | \$ 267,956.97 | \$ 356,227.87 |

Exhibit A-7

Monthly Revenue Distributions for Surtaxes Collected – 2017

(Cont)

| | | | |
|------------------------------------|------------------------|-------------------------|-------------------------|
| Palm Beach Shores | \$ 5,865.64 | \$ 6,062.34 | \$ 8,059.41 |
| Palm Springs | \$ 114,346.34 | \$ 118,180.90 | \$ 157,112.28 |
| Riviera Beach | \$ 174,239.34 | \$ 180,082.39 | \$ 239,405.47 |
| Royal Palm Beach | \$ 188,680.18 | \$ 195,007.50 | \$ 259,247.24 |
| South Bay | \$ 16,467.90 | \$ 17,020.14 | \$ 22,626.95 |
| South Palm Beach | \$ 7,010.01 | \$ 7,245.09 | \$ 9,631.79 |
| Tequesta | \$ 29,071.55 | \$ 30,046.45 | \$ 39,944.41 |
| Wellington | \$ 307,188.38 | \$ 317,489.82 | \$ 422,077.92 |
| West Palm Beach | \$ 545,082.34 | \$ 563,361.48 | \$ 748,945.08 |
| Westlake | \$ - | \$ - | \$ - |
| Municipalities | \$ 3,949,192.53 | \$ 4,081,627.24 | \$ 5,426,204.60 |
| Municipalities To-Date | \$ 3,949,192.53 | \$ 8,030,819.77 | \$ 13,457,024.37 |
| County | \$ 5,923,788.81 | \$ 6,122,440.87 | \$ 8,139,306.87 |
| County To-Date | \$ 5,923,788.81 | \$ 12,046,229.68 | \$ 20,185,536.55 |
| Monthly Total | \$ 9,872,981.34 | \$ 10,204,068.11 | \$ 13,565,511.47 |
| Total Distributions To-Date | \$ 9,872,981.34 | \$ 20,077,049.45 | \$ 33,642,560.92 |

EXHIBIT B

CITIZEN OVERSIGHT COMMITTEES



Citizen Oversight Committees

(as of May 31, 2017)

| Entity | Committee Source | Oversight Committee Name |
|--------------------------|------------------|---|
| Palm Beach County | Own | County Infrastructure Surtax Independent |
| Atlantis | OWN | League of Cities ISCOC |
| Belle Glade | - | - |
| Boca Raton | OWN | Financial Advisory Board |
| Boynton Beach | OWN | Citizen Oversight Committee |
| Briny Breezes | LEAGUE | League of Cities ISCOC |
| Cloud Lake | LEAGUE | League of Cities ISCOC |
| Delray Beach | LEAGUE | League of Cities ISCOC |
| Golf | - | - |
| Glen Ridge | LEAGUE | League of Cities ISCOC |
| Greenacres | LEAGUE | League of Cities ISCOC |
| Gulf Stream | LEAGUE | League of Cities ISCOC |
| Haverhill | - | - |
| Highland Beach | OWN | Financial Advisory Board |
| Hypoluxo | LEAGUE | League of Cities ISCOC |
| Juno Beach | LEAGUE | League of Cities ISCOC |
| Jupiter | OWN | Town Audit Committee |
| Jupiter Inlet Colony | LEAGUE | League of Cities ISCOC |
| Lake Clarke Shores | - | - |
| Lake Park | LEAGUE | League of Cities ISCOC |
| Lake Worth | LEAGUE | League of Cities ISCOC |
| Lantana | LEAGUE | League of Cities ISCOC |
| Loxahatchee Groves | LEAGUE | League of Cities ISCOC |
| Manalapan | OWN | Surtax Citizen Oversight Committee |
| Mangonia Park | OWN | Citizen Oversight Committee |
| North Palm Beach | OWN | Infrastructure Surtax Oversight Committee |
| Ocean Ridge | OWN | Planning & Zoning Board |
| Pahokee | LEAGUE | League of Cities ISCOC |
| Palm Beach | OWN | Investment Advisory Committee |
| Palm Beach Gardens | OWN | Budget Oversight Review Board |
| Palm Beach Shores | - | - |
| Palm Springs | OWN | Infrastructure Surtax Oversight Committee |
| Riviera Beach | OWN | - |
| Royal Palm Beach | OWN | Recreation Advisory Board |
| South Bay | LEAGUE | League of Cities ISCOC |

Citizen Oversight Committees

(Cont)

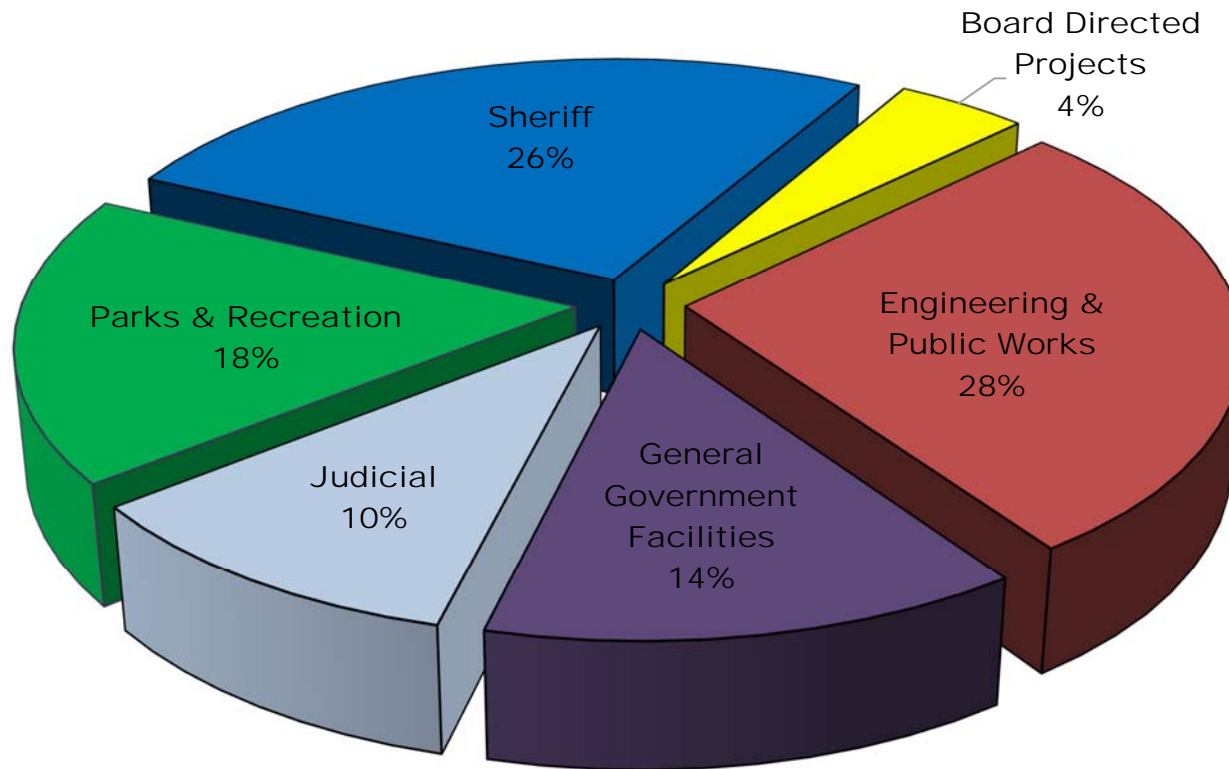
| Entity | Committee Source | Oversight Committee Name |
|---------------------------------|------------------|-----------------------------------|
| South Palm Beach | - | - |
| Tequesta | OWN | Planning & Zoning Board |
| Wellington | OWN | Parks & Recreation Advisory Board |
| West Palm Beach | OWN | Surtax Advisory Committee |
| Westlake | - | - |
| Municipal Committees | | 17 |
| League of Cities - ISCOG | | 15 |
| Unknown Status | | 7 |

EXHIBIT C

PALM BEACH COUNTY

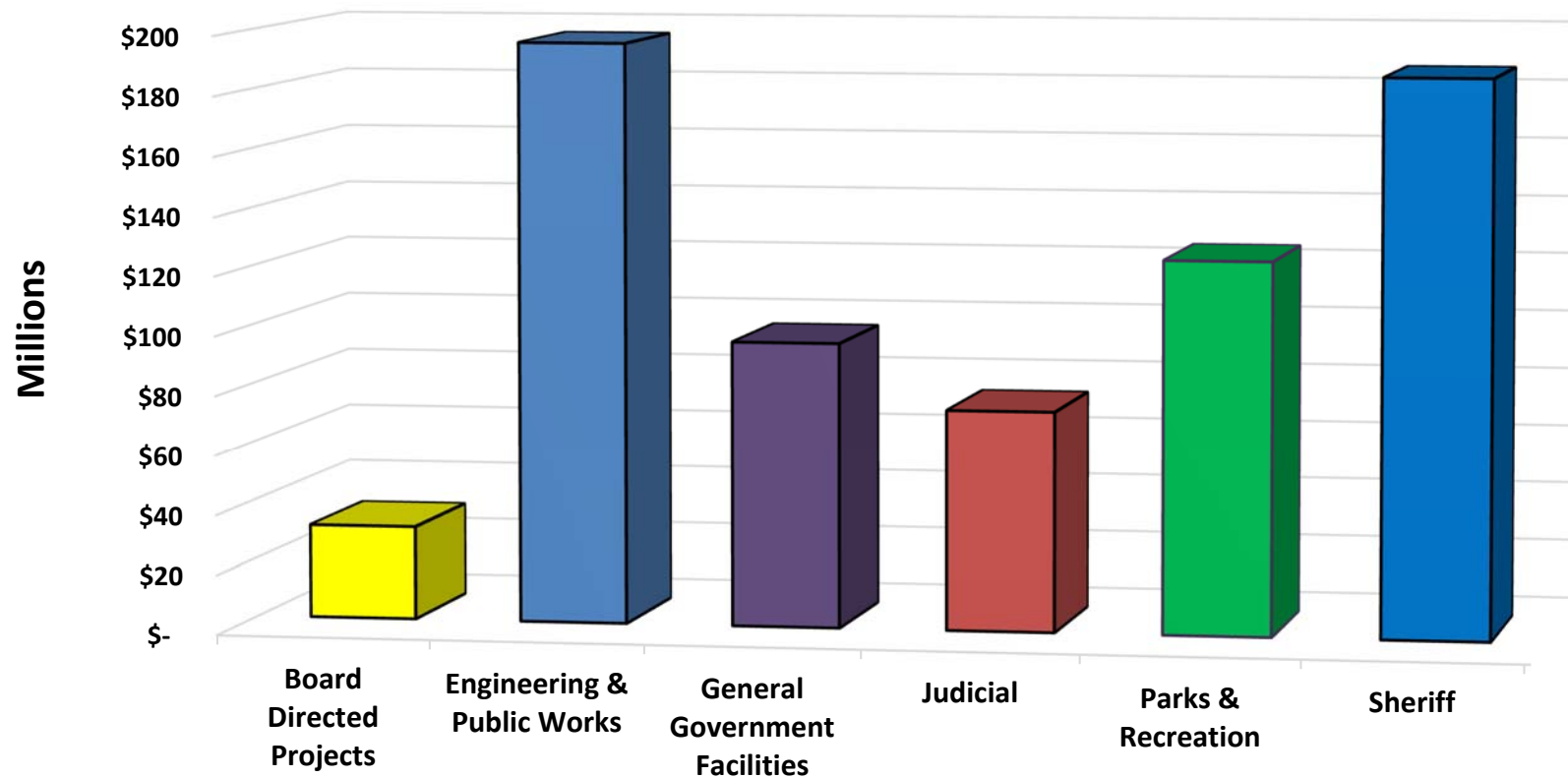


Project Share by County Department



536 Projects @ \$709,378,174

Project Cost by County Department



536 Projects @ \$709,378,174

County Project Summary by Department

| Department | Cost | Quantity |
|-------------------------------|-----------------------|------------|
| Board Directed Projects | \$ 31,200,000 | 2 |
| Engineering & Public Works | \$ 196,000,000 | 312 |
| General Government Facilities | \$ 95,922,200 | 8 |
| Judicial | \$ 74,026,527 | 3 |
| Parks & Recreation | \$ 125,339,050 | 199 |
| Sheriff | \$ 186,890,397 | 12 |
| Total: | \$ 709,378,174 | 536 |

County Project Costs by Commodity

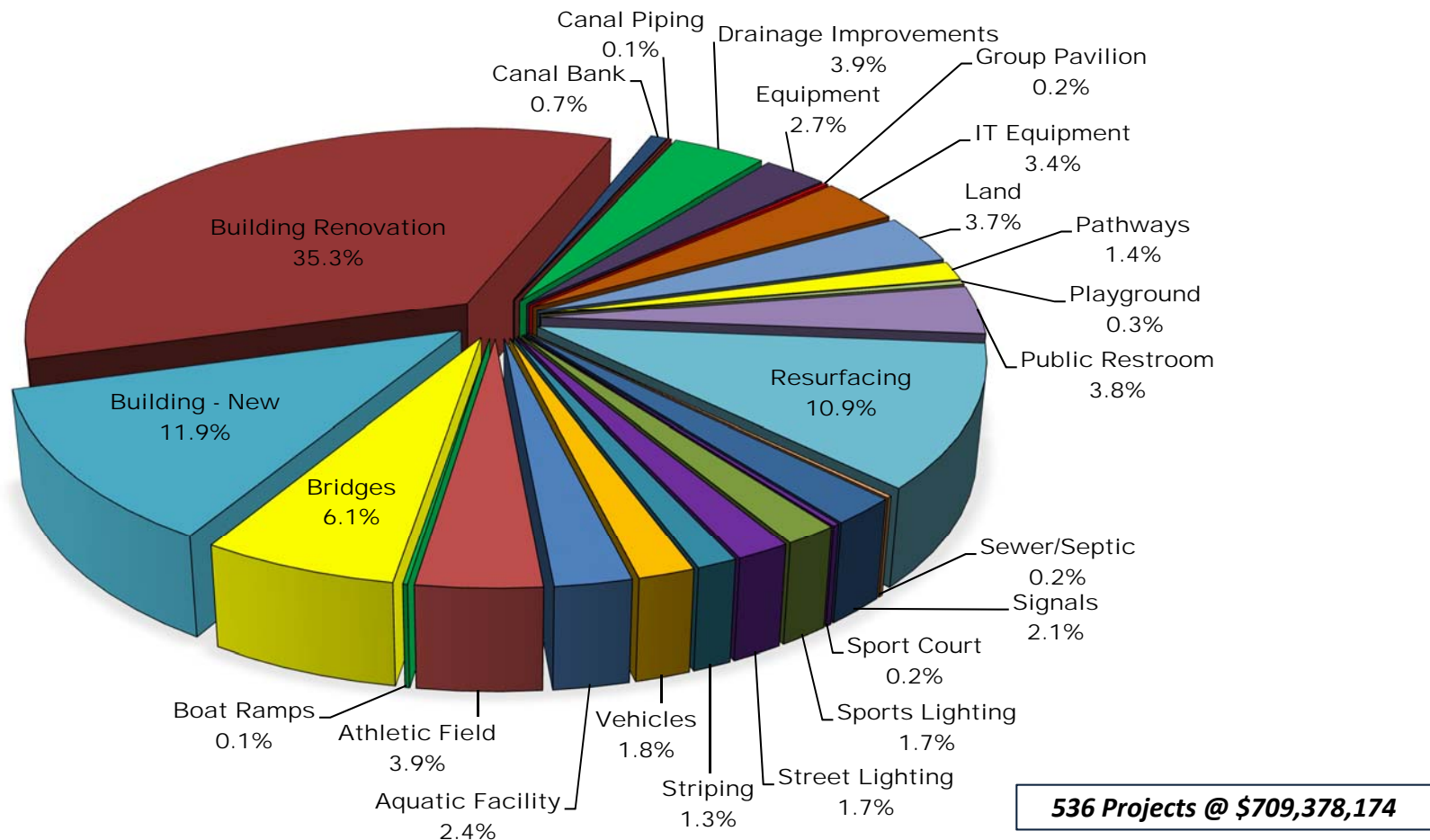


Exhibit C-5

| County Project Summary by Commodity | | |
|--|-----------------------|-----------------|
| Commodity | Cost | Quantity |
| Aquatic Facility | \$ 17,144,500 | 7 |
| Athletic Field | \$ 27,820,000 | 9 |
| Boat Ramps | \$ 1,050,000 | 3 |
| Bridges | \$ 43,400,000 | 27 |
| Building - New | \$ 84,686,540 | 7 |
| Building Renovation | \$ 250,294,487 | 13 |
| Canal Bank | \$ 5,000,000 | 1 |
| Canal Piping | \$ 1,000,000 | 1 |
| Drainage Improvements | \$ 28,000,000 | 12 |
| Equipment | \$ 19,253,924 | 3 |
| Group Pavilion | \$ 1,200,000 | 6 |
| IT Equipment | \$ 24,182,670 | 2 |
| Land | \$ 26,400,000 | 4 |
| Pathways | \$ 10,227,550 | 59 |
| Playground | \$ 2,260,000 | 33 |
| Public Restroom | \$ 26,720,000 | 35 |
| Resurfacing | \$ 77,600,000 | 121 |
| Sewer/Septic | \$ 1,150,000 | 14 |
| Signals | \$ 15,000,000 | 29 |
| Sport Court | \$ 1,517,000 | 6 |
| Sports Lighting | \$ 11,850,000 | 30 |
| Street Lighting | \$ 12,000,000 | 86 |
| Striping | \$ 9,000,000 | 27 |
| Vehicles | \$ 12,621,503 | 1 |
| Total: | \$ 709,378,174 | 536 |

EXHIBIT D

PB COUNTY DISTRICTS

HAL R. VALECHE
Commissioner, District 1

PAULETTE BURDICK, *Mayor*
Commissioner, District 2

DAVE KERNER
Commissioner, District 3

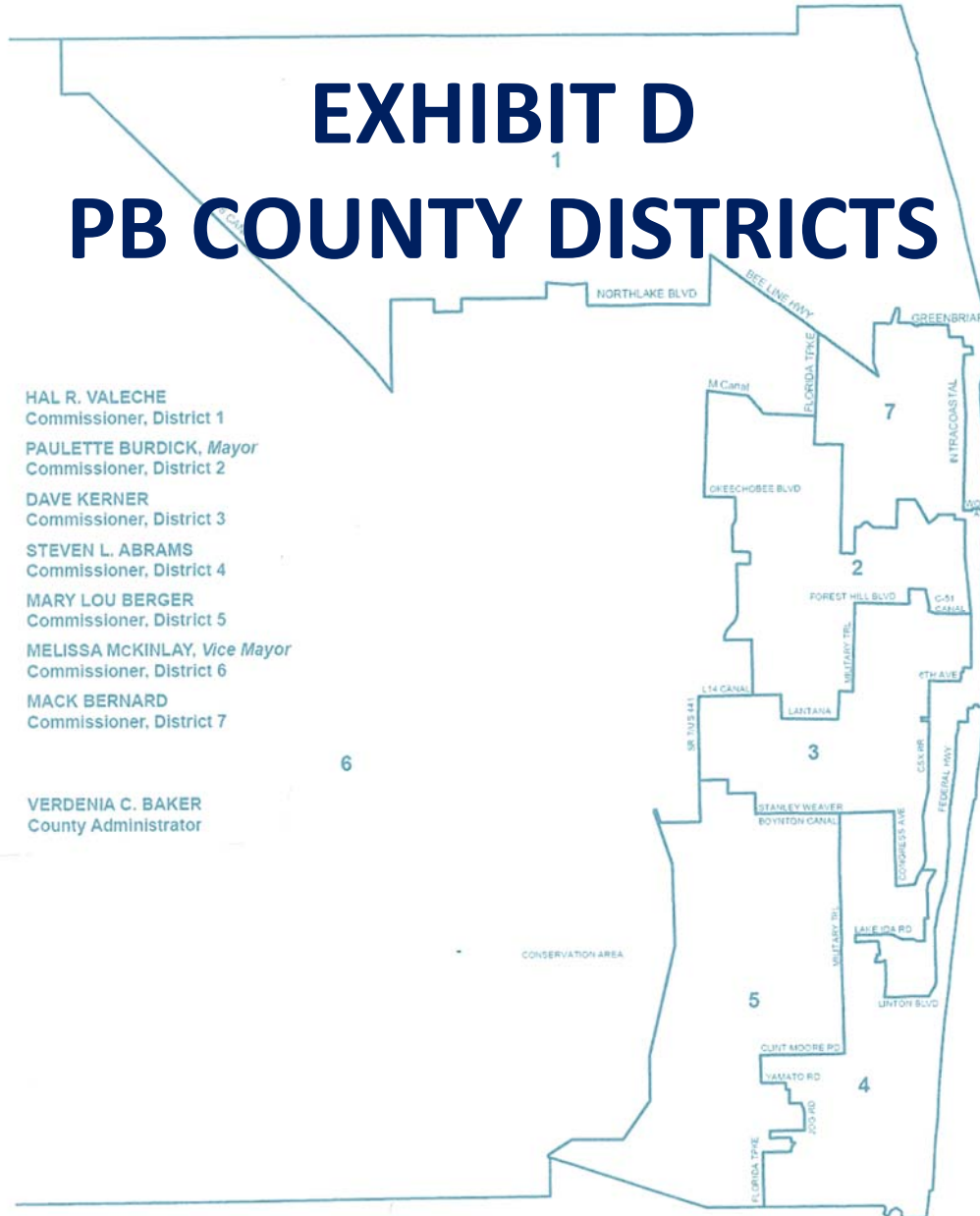
STEVEN L. ABRAMS
Commissioner, District 4

MARY LOU BERGER
Commissioner, District 5

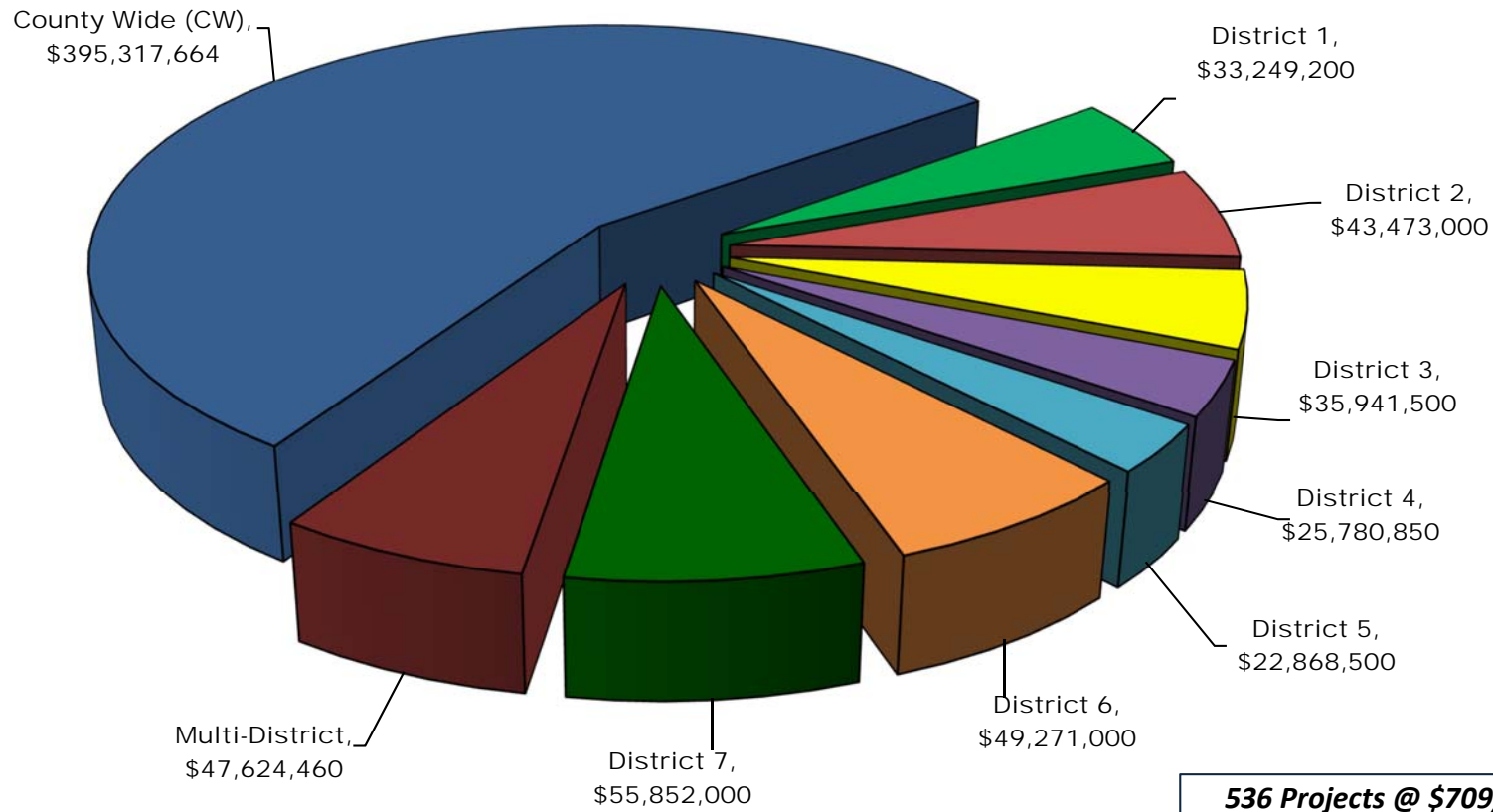
MELISSA MCKINLAY, *Vice Mayor*
Commissioner, District 6

MACK BERNARD
Commissioner, District 7

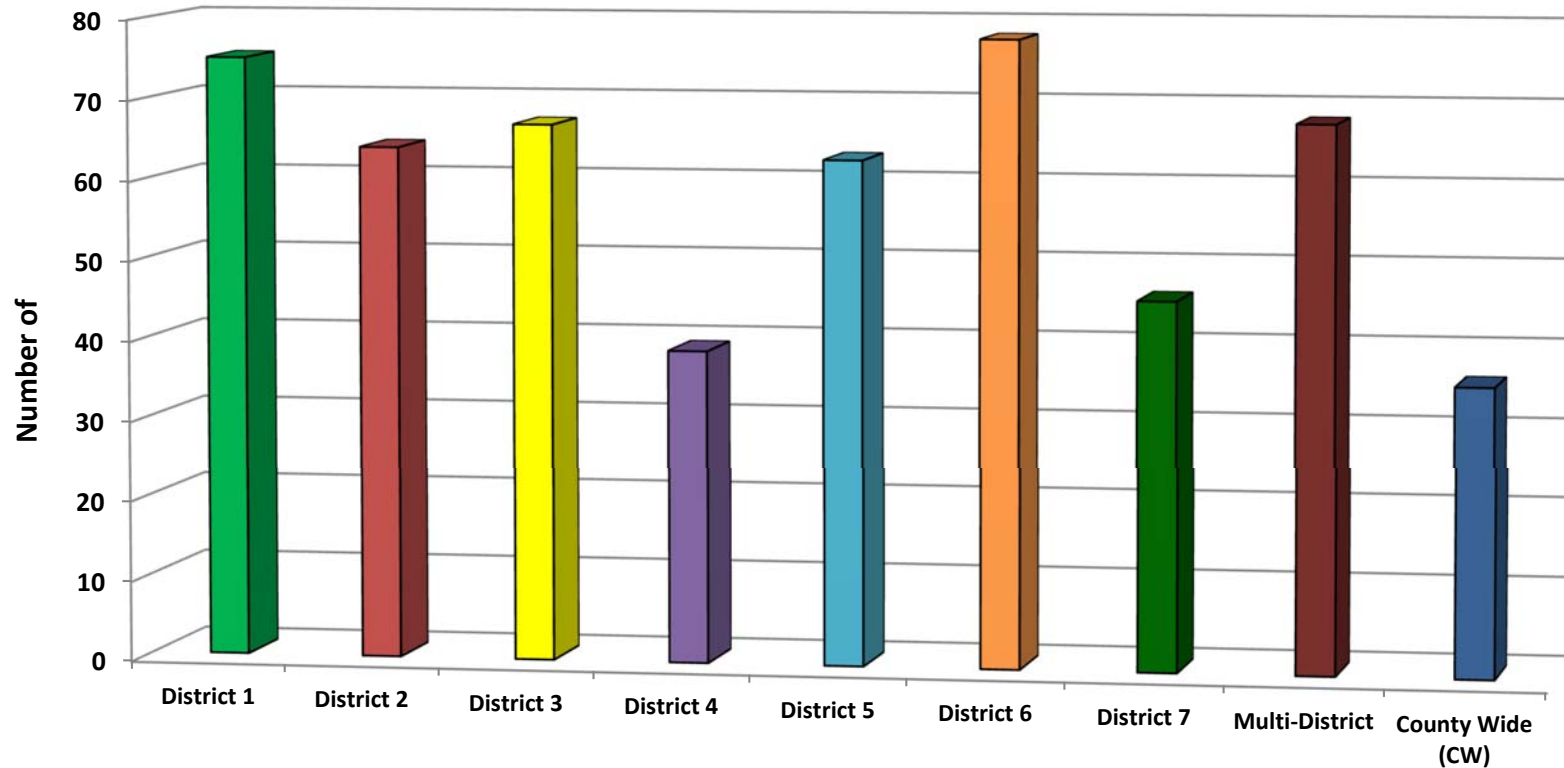
VERDENIA C. BAKER
County Administrator



Project Costs by County District



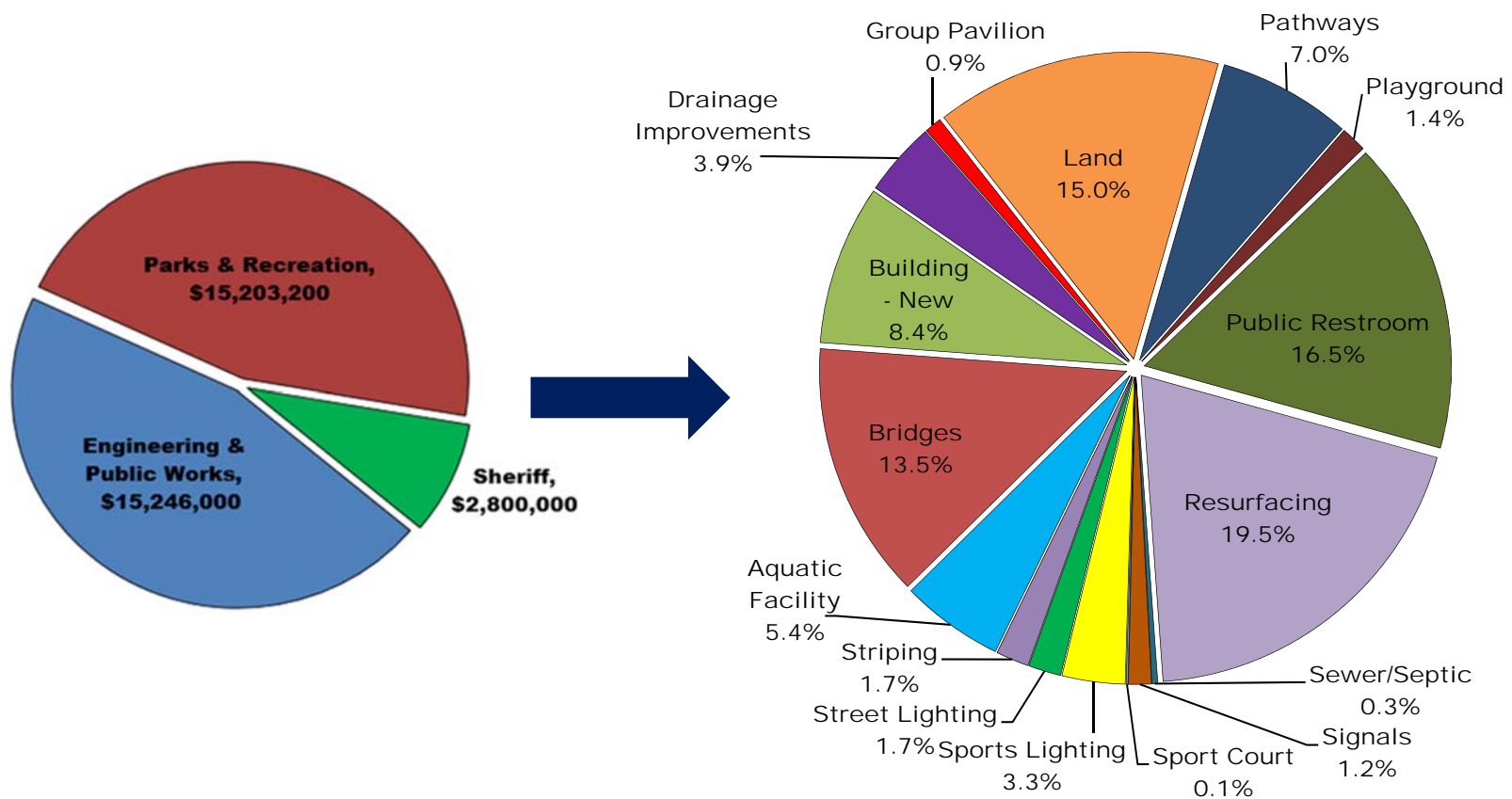
Projects by County District



536 Projects @ \$709,378,174

| District Project Summary | | |
|---------------------------------|-----------------------|------------|
| District | Project Costs | Qty |
| District 1 | \$ 33,249,200 | 75 |
| District 2 | \$ 43,473,000 | 64 |
| District 3 | \$ 35,941,500 | 67 |
| District 4 | \$ 25,780,850 | 39 |
| District 5 | \$ 22,868,500 | 63 |
| District 6 | \$ 49,271,000 | 78 |
| District 7 | \$ 55,852,000 | 46 |
| Multi-District | \$ 47,624,460 | 68 |
| County Wide (CW) | \$ 395,317,664 | 36 |
| Total: | \$ 709,378,174 | 536 |

Project Costs for District 1



Department

Category

District 1 Project Summary

| District 1 | Project Costs | Qty |
|----------------------------|----------------------|-----------|
| Engineering & Public Works | \$ 15,246,000 | 35 |
| Parks & Recreation | \$ 15,203,200 | 39 |
| Sheriff | \$ 2,800,000 | 1 |
| Total: | \$ 33,249,200 | 75 |

| District 1 | Project Costs | Qty |
|-----------------------|----------------------|-----------|
| Aquatic Facility | \$ 1,800,000 | 1 |
| Bridges | \$ 4,500,000 | 4 |
| Building - New | \$ 2,800,000 | 1 |
| Drainage Improvements | \$ 1,300,000 | 3 |
| Group Pavilion | \$ 300,000 | 2 |
| Land | \$ 5,000,000 | 1 |
| Pathways | \$ 2,330,200 | 14 |
| Playground | \$ 451,000 | 9 |
| Public Restroom | \$ 5,490,000 | 7 |
| Resurfacing | \$ 6,500,000 | 14 |
| Sewer/Septic | \$ 100,000 | 2 |
| Signals | \$ 400,000 | 1 |
| Sport Court | \$ 32,000 | 2 |
| Sports Lighting | \$ 1,100,000 | 6 |
| Street Lighting | \$ 571,000 | 6 |
| Striping | \$ 575,000 | 2 |
| Total: | \$ 33,249,200 | 75 |

Project Costs for District 2

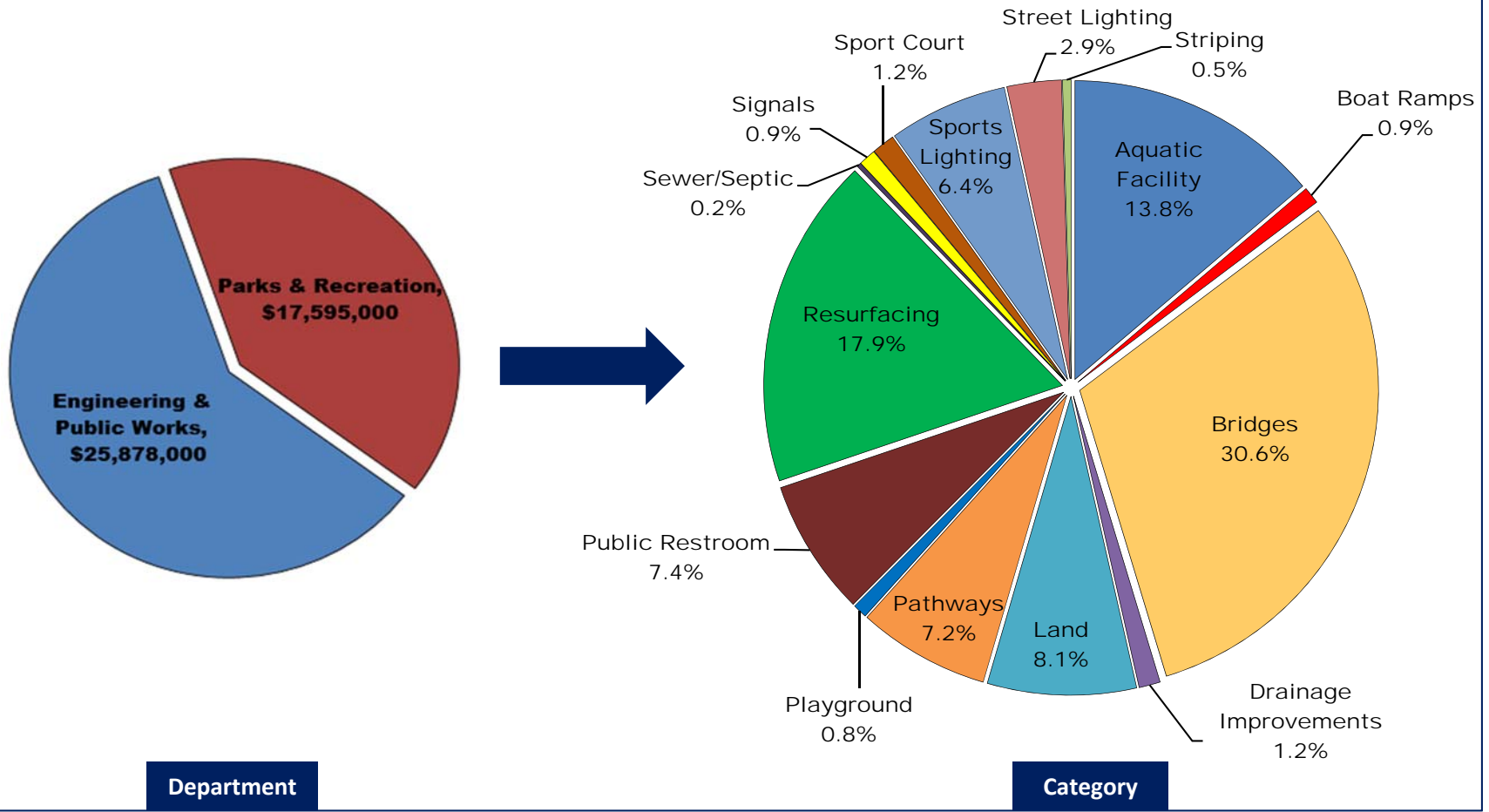


Exhibit D-5

District 2 Project Summary

| District 2 | Project Costs | Qty |
|----------------------------|----------------------|-----------|
| Engineering & Public Works | \$ 25,878,000 | 36 |
| Parks & Recreation | \$ 17,595,000 | 28 |
| Total: | \$ 43,473,000 | 64 |

| District 2 | Project Costs | Qty |
|-----------------------|----------------------|-----------|
| Aquatic Facility | \$ 6,000,000 | 1 |
| Boat Ramps | \$ 400,000 | 1 |
| Bridges | \$ 13,300,000 | 4 |
| Drainage Improvements | \$ 500,000 | 1 |
| Land | \$ 3,500,000 | 1 |
| Pathways | \$ 3,109,000 | 7 |
| Playground | \$ 336,000 | 3 |
| Public Restroom | \$ 3,210,000 | 6 |
| Resurfacing | \$ 7,800,000 | 15 |
| Sewer/Septic | \$ 100,000 | 2 |
| Signals | \$ 400,000 | 1 |
| Sport Court | \$ 540,000 | 2 |
| Sports Lighting | \$ 2,800,000 | 6 |
| Street Lighting | \$ 1,278,000 | 13 |
| Striping | \$ 200,000 | 1 |
| Total: | \$ 43,473,000 | 64 |

Project Costs for District 3

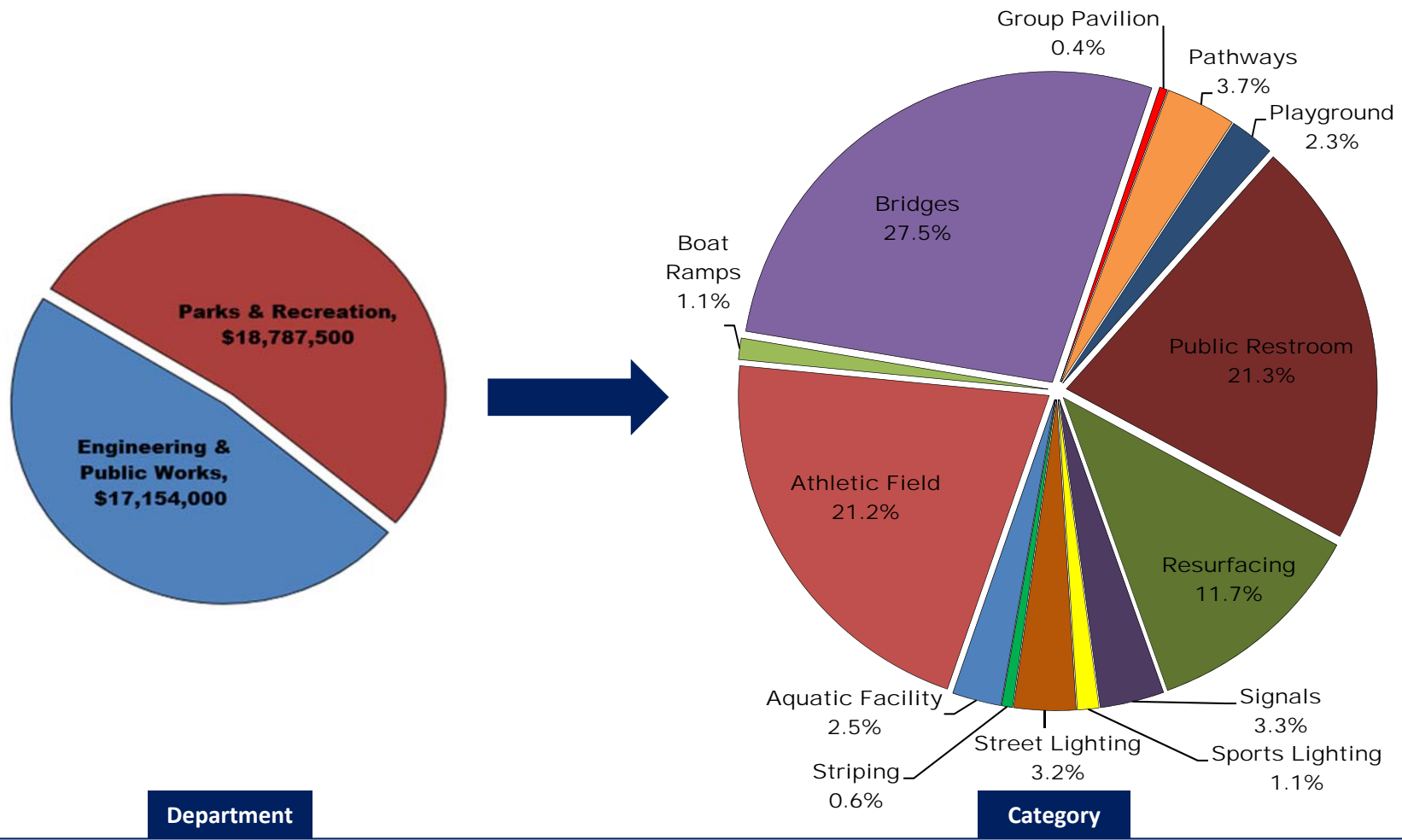


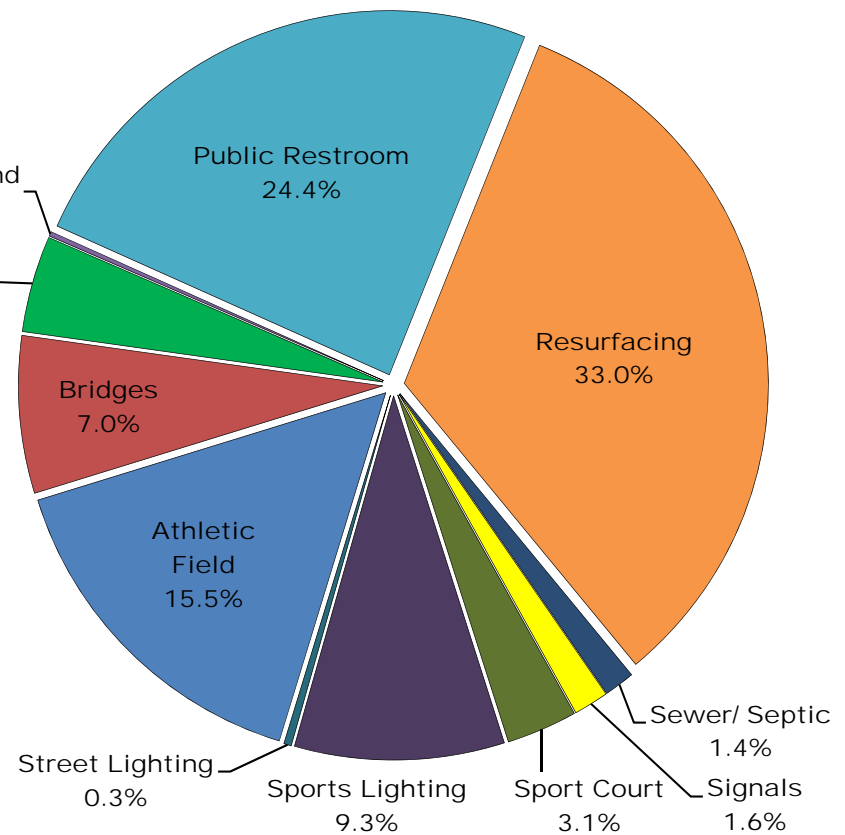
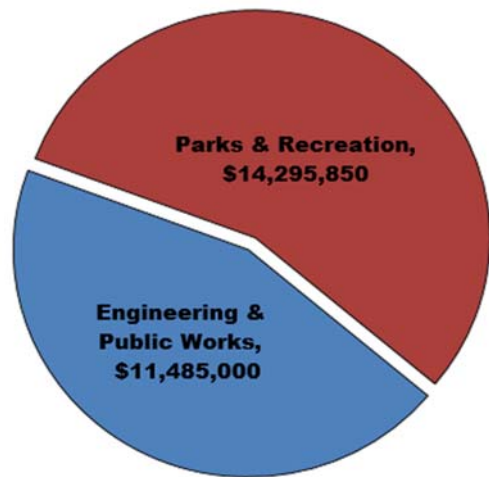
Exhibit D-6

District 3 Project Summary

| District 3 | Project Costs | Qty |
|----------------------------|----------------------|-----------|
| Engineering & Public Works | \$ 17,154,000 | 34 |
| Parks & Recreation | \$ 18,787,500 | 33 |
| Total: | \$ 35,941,500 | 67 |

| District 3 | Project Costs | Qty |
|------------------|----------------------|-----------|
| Aquatic Facility | \$ 914,500 | 2 |
| Athletic Field | \$ 7,620,000 | 3 |
| Boat Ramps | \$ 400,000 | 1 |
| Bridges | \$ 9,900,000 | 7 |
| Group Pavilion | \$ 150,000 | 1 |
| Pathways | \$ 1,317,000 | 8 |
| Playground | \$ 836,000 | 10 |
| Public Restroom | \$ 7,650,000 | 8 |
| Resurfacing | \$ 4,200,000 | 10 |
| Signals | \$ 1,200,000 | 3 |
| Sports Lighting | \$ 400,000 | 1 |
| Street Lighting | \$ 1,154,000 | 12 |
| Striping | \$ 200,000 | 1 |
| Total: | \$ 35,941,500 | 67 |

Project Costs for District 4



Department

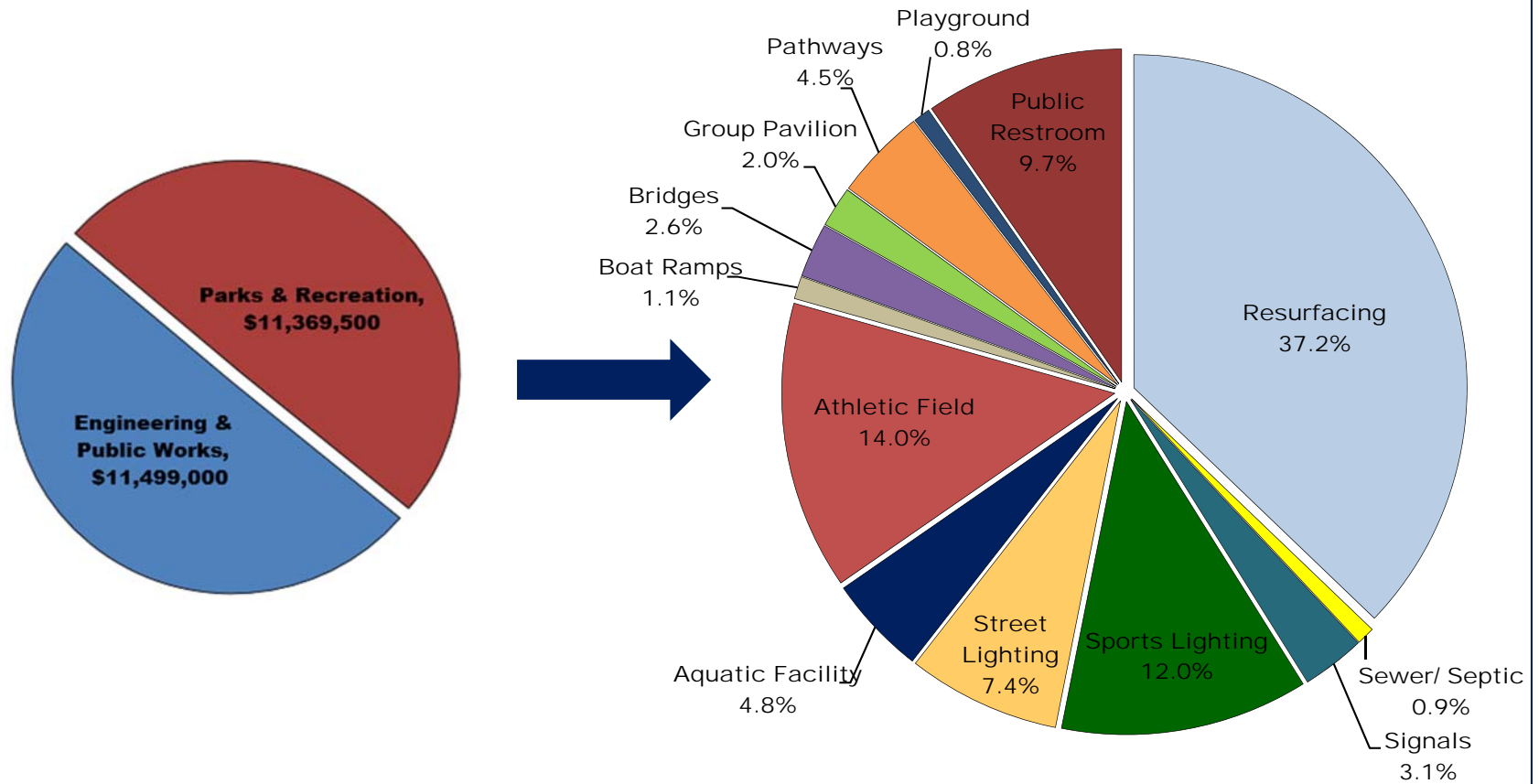
Category

District 4 Project Summary

| District 4 | Project Costs | Qty |
|----------------------------|----------------------|-----------|
| Engineering & Public Works | \$ 11,485,000 | 18 |
| Parks & Recreation | \$ 14,295,850 | 21 |
| Total: | \$ 25,780,850 | 39 |

| District 4 | Project Costs | Qty |
|-----------------|----------------------|-----------|
| Athletic Field | \$ 4,000,000 | 1 |
| Bridges | \$ 1,800,000 | 3 |
| Pathways | \$ 1,103,100 | 10 |
| Playground | \$ 52,750 | 1 |
| Public Restroom | \$ 6,280,000 | 3 |
| Resurfacing | \$ 8,500,000 | 11 |
| Sewer/ Septic | \$ 350,000 | 3 |
| Signals | \$ 400,000 | 1 |
| Sport Court | \$ 810,000 | 1 |
| Sports Lighting | \$ 2,400,000 | 3 |
| Street Lighting | \$ 85,000 | 2 |
| Total: | \$ 25,780,850 | 39 |

Project Costs for District 5



Department

Category

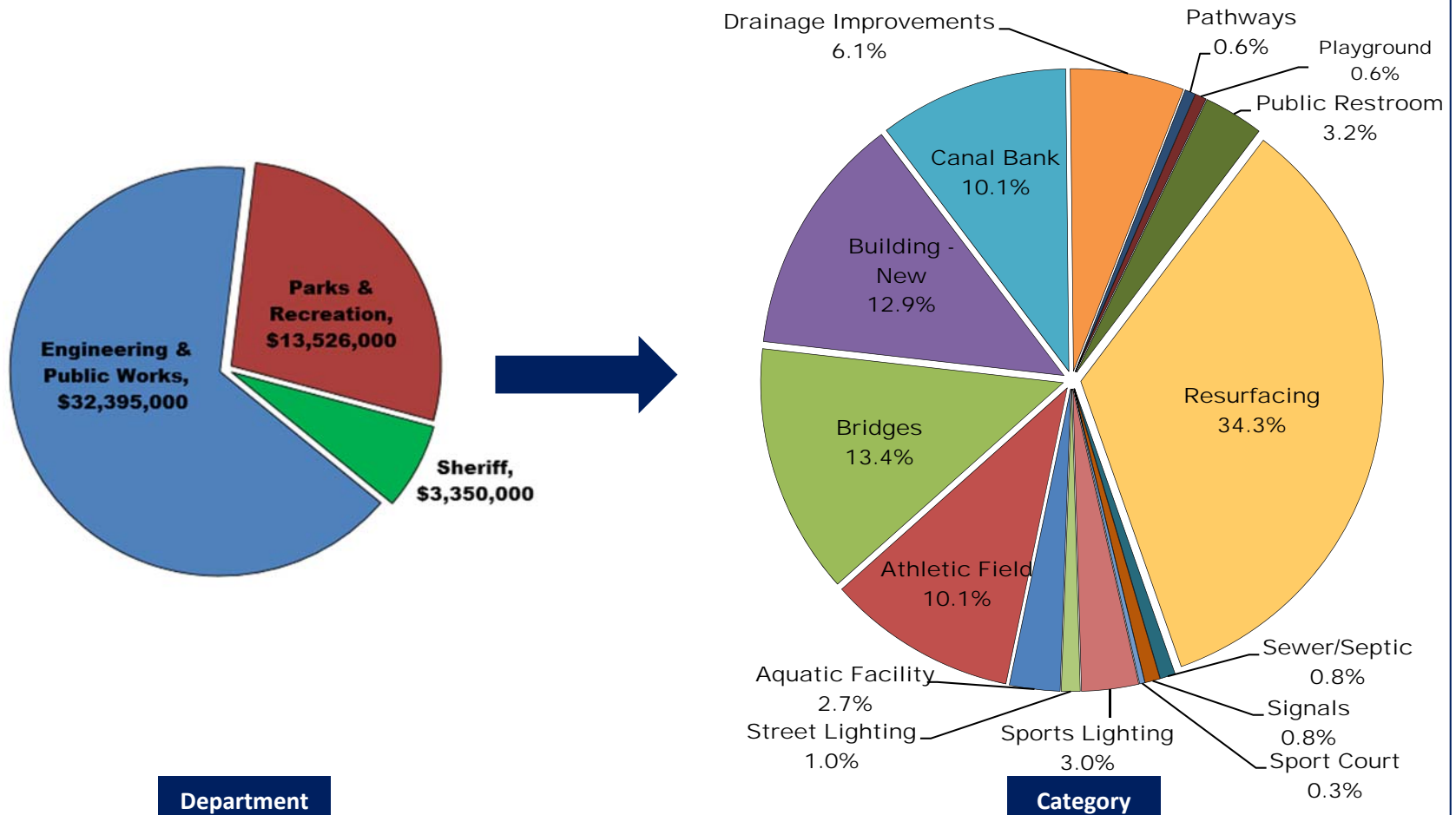
District 5 Project Summary

| District 5 | Project Costs | Qty |
|----------------------------|----------------------|-----------|
| Engineering & Public Works | \$ 11,499,000 | 35 |
| Parks & Recreation | \$ 11,369,500 | 28 |
| Total: | \$ 22,868,500 | 63 |

| District 5 | Project Costs | Qty |
|------------------|----------------------|-----------|
| Aquatic Facility | \$ 1,100,000 | 1 |
| Athletic Field | \$ 3,200,000 | 1 |
| Boat Ramps | \$ 250,000 | 1 |
| Bridges | \$ 600,000 | 1 |
| Group Pavilion | \$ 450,000 | 2 |
| Pathways | \$ 1,024,000 | 7 |
| Playground | \$ 185,500 | 3 |
| Public Restroom | \$ 2,210,000 | 4 |
| Resurfacing | \$ 8,500,000 | 15 |
| Sewer/ Septic | \$ 200,000 | 2 |
| Signals | \$ 700,000 | 2 |
| Sports Lighting | \$ 2,750,000 | 7 |
| Street Lighting | \$ 1,699,000 | 17 |
| Total: | \$ 22,868,500 | 63 |

Exhibit D-9

Project Costs for District 6

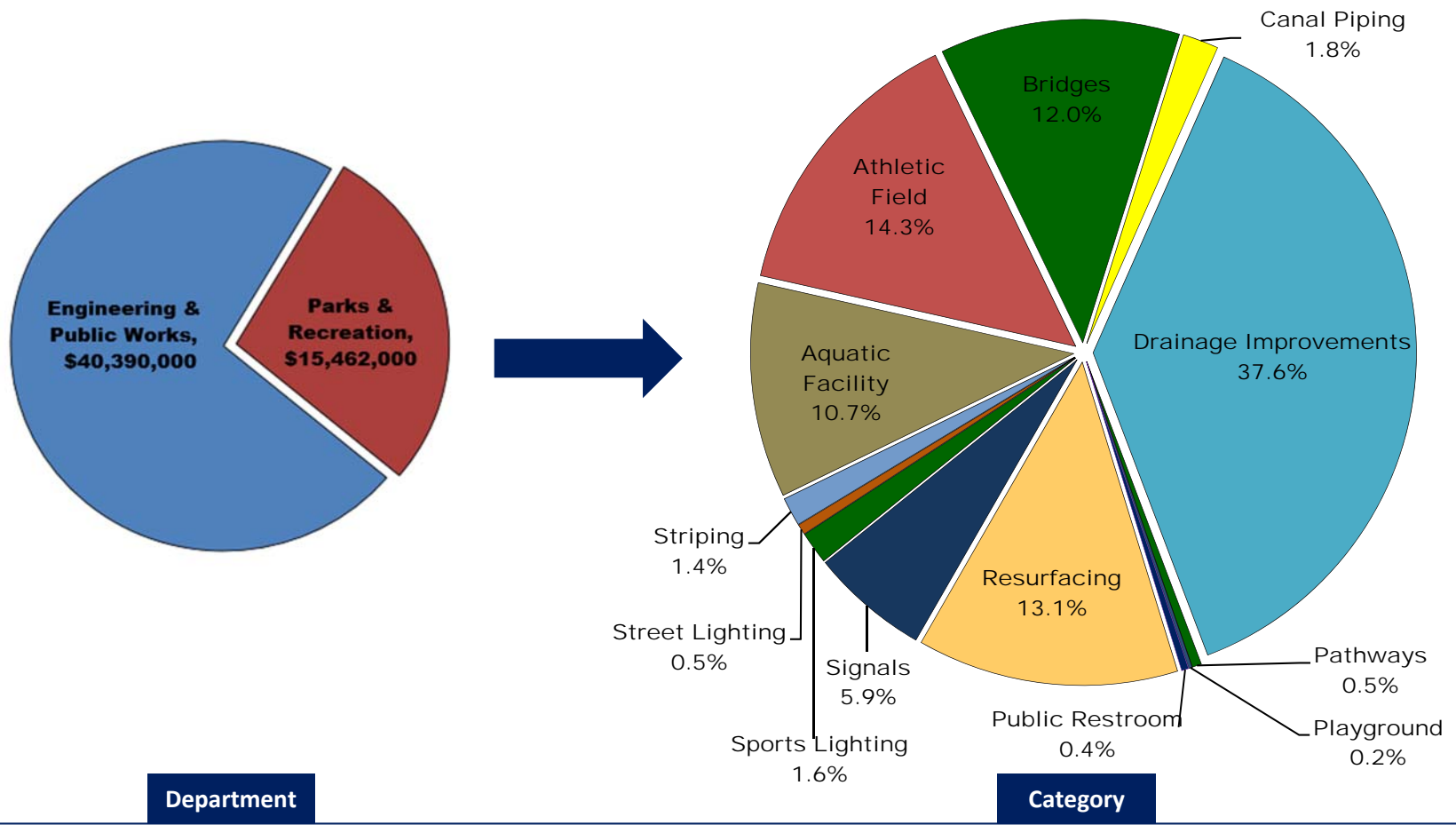


District 6 Project Summary

| District 6 | Project Costs | Qty |
|----------------------------|----------------------|-----------|
| Engineering & Public Works | \$ 32,395,000 | 45 |
| Parks & Recreation | \$ 13,526,000 | 32 |
| Sheriff | \$ 3,350,000 | 1 |
| Total: | \$ 49,271,000 | 78 |

| District 6 | Project Costs | Qty |
|-----------------------|----------------------|-----------|
| Aquatic Facility | \$ 1,330,000 | 1 |
| Athletic Field | \$ 5,000,000 | 2 |
| Bridges | \$ 6,600,000 | 6 |
| Building - New | \$ 6,350,000 | 2 |
| Canal Bank | \$ 5,000,000 | 1 |
| Drainage Improvements | \$ 3,000,000 | 1 |
| Pathways | \$ 282,250 | 7 |
| Playground | \$ 298,750 | 6 |
| Public Restroom | \$ 1,580,000 | 5 |
| Resurfacing | \$ 16,900,000 | 32 |
| Sewer/Septic | \$ 400,000 | 5 |
| Signals | \$ 400,000 | 1 |
| Sport Court | \$ 135,000 | 1 |
| Sports Lighting | \$ 1,500,000 | 4 |
| Street Lighting | \$ 495,000 | 4 |
| Total: | \$ 49,271,000 | 78 |

Project Costs for District 7

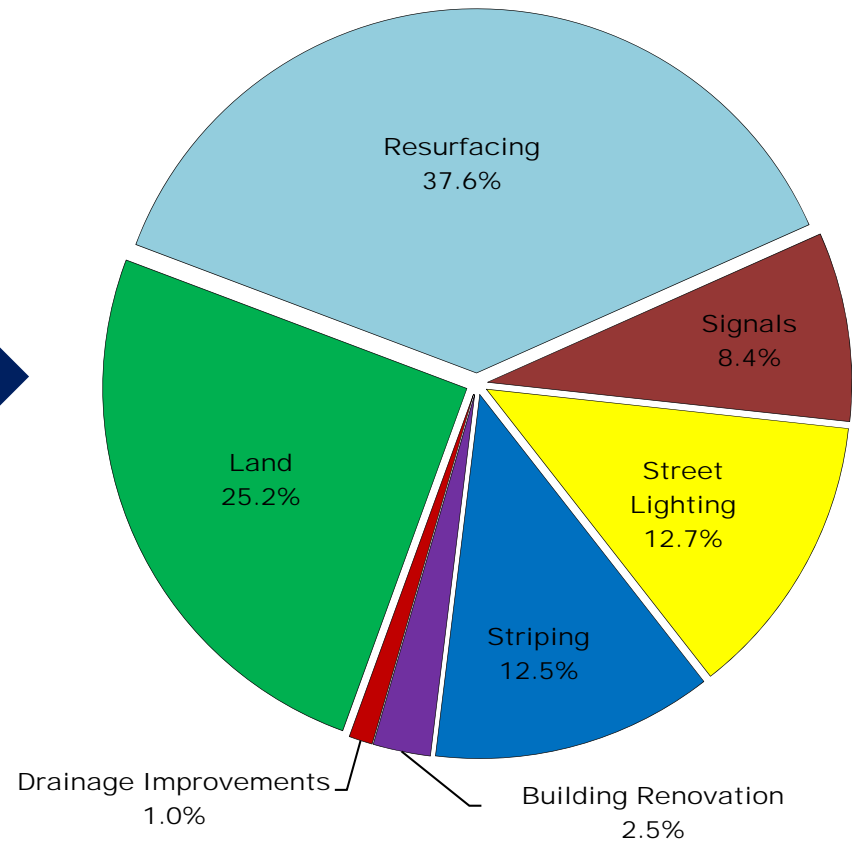
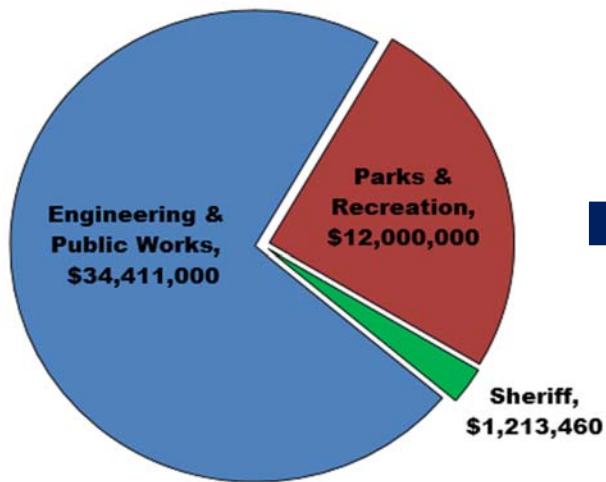


District 7 Project Summary

| District 7 | Project Costs | Qty |
|----------------------------|----------------------|-----------|
| Engineering & Public Works | \$ 40,390,000 | 35 |
| Parks & Recreation | \$ 15,462,000 | 11 |
| Total: | \$ 55,852,000 | 46 |

| District 7 | Project Costs | Qty |
|-----------------------|----------------------|-----------|
| Aquatic Facility | \$ 6,000,000 | 1 |
| Athletic Field | \$ 8,000,000 | 2 |
| Bridges | \$ 6,700,000 | 2 |
| Canal Piping | \$ 1,000,000 | 1 |
| Drainage Improvements | \$ 21,000,000 | 5 |
| Pathways | \$ 262,000 | 3 |
| Playground | \$ 100,000 | 1 |
| Public Restroom | \$ 200,000 | 1 |
| Resurfacing | \$ 7,300,000 | 12 |
| Signals | \$ 3,300,000 | 7 |
| Sports Lighting | \$ 900,000 | 3 |
| Street Lighting | \$ 290,000 | 4 |
| Striping | \$ 800,000 | 4 |
| Total: | \$ 55,852,000 | 46 |

Multi-District Projects Cost



Department

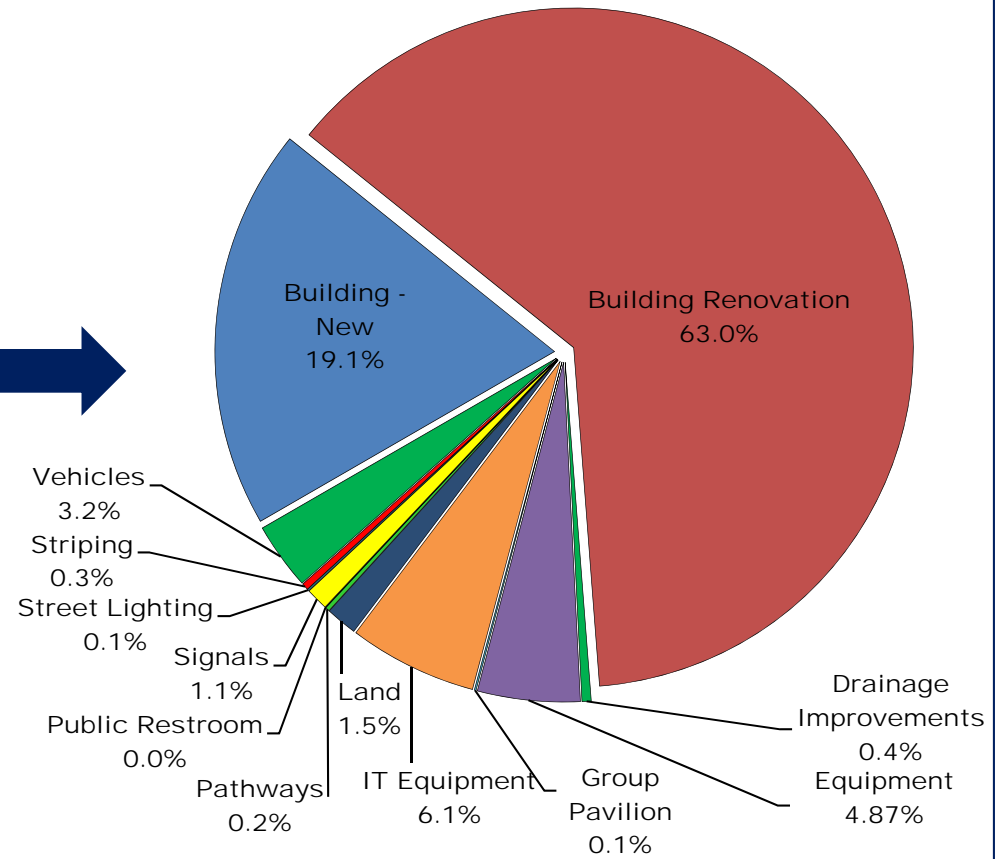
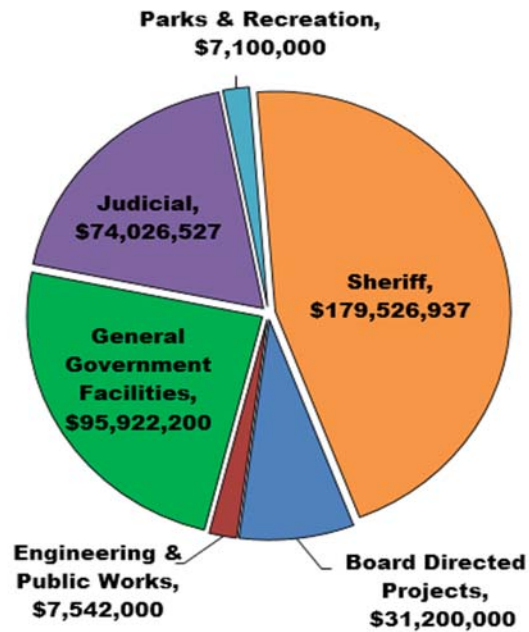
Category

Multi-District Projects Summary

| Multi-District | Project Costs | Qty |
|----------------------------|----------------------|-----------|
| Engineering & Public Works | \$ 34,411,000 | 66 |
| Parks & Recreation | \$ 12,000,000 | 1 |
| Sheriff | \$ 1,213,460 | 1 |
| Total: | \$ 47,624,460 | 68 |

| Multi-District | Project Costs | Qty |
|-----------------------|----------------------|-----------|
| Building Renovation | \$ 1,213,460 | 1 |
| Drainage Improvements | \$ 500,000 | 1 |
| Land | \$ 12,000,000 | 1 |
| Resurfacing | \$ 17,900,000 | 12 |
| Signals | \$ 4,000,000 | 9 |
| Street Lighting | \$ 6,061,000 | 27 |
| Striping | \$ 5,950,000 | 17 |
| Total: | \$ 47,624,460 | 68 |

County-Wide Projects Cost



Department

Category

Exhibit D-12

County-Wide Projects Summary

| County Wide (CW) | Project Costs | Qty |
|-------------------------------|-----------------------|-----------|
| Board Directed Projects | \$ 31,200,000 | 2 |
| Engineering & Public Works | \$ 7,542,000 | 8 |
| General Government Facilities | \$ 95,922,200 | 8 |
| Judicial | \$ 74,026,527 | 3 |
| Parks & Recreation | \$ 7,100,000 | 6 |
| Sheriff | \$ 179,526,937 | 9 |
| Total: | \$ 395,317,664 | 36 |

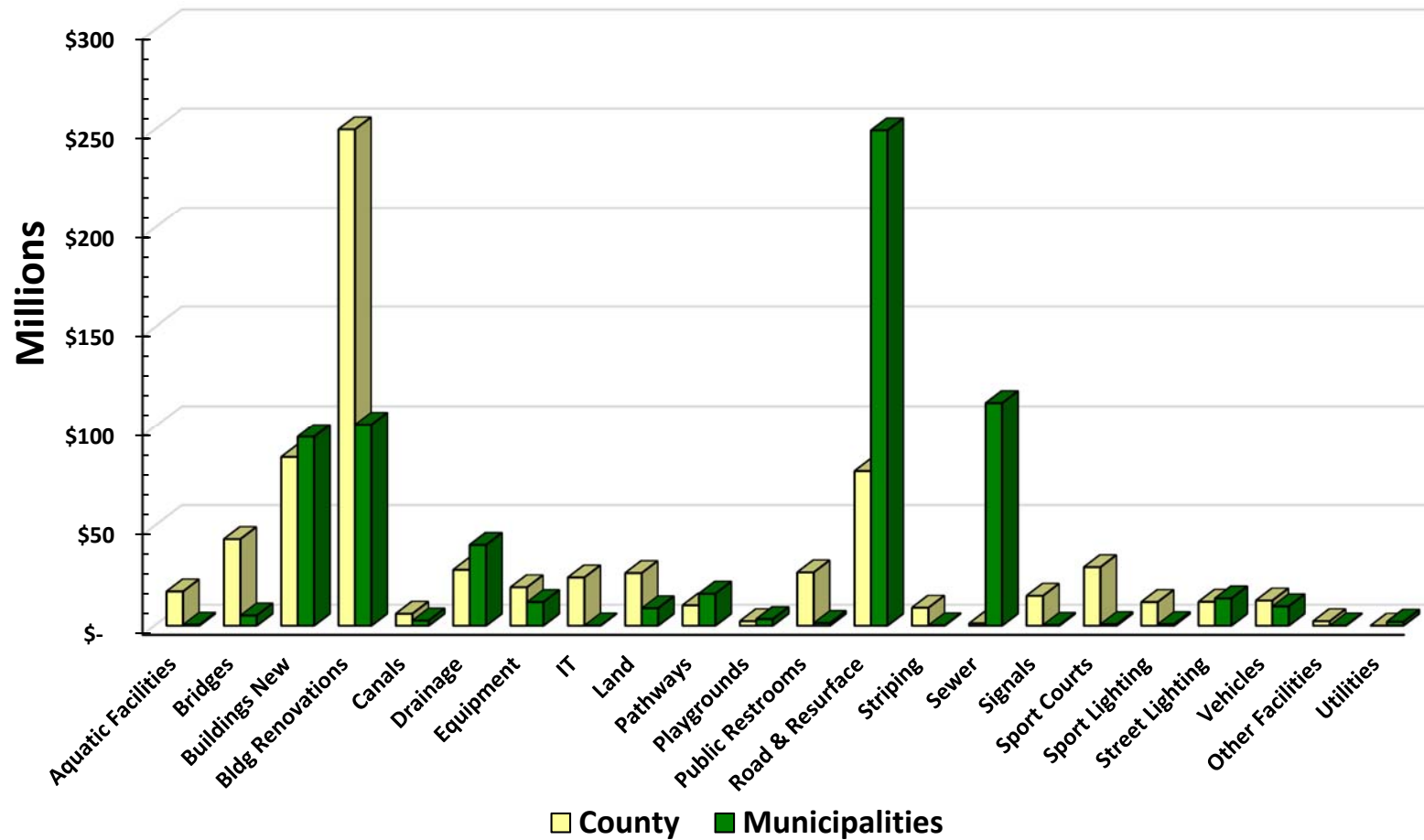
| County Wide (CW) | Project Costs | Qty |
|-----------------------|-----------------------|-----------|
| Building - New | \$ 75,536,540 | 4 |
| Building Renovation | \$ 249,081,027 | 12 |
| Drainage Improvements | \$ 1,700,000 | 1 |
| Equipment | \$ 19,253,924 | 3 |
| Group Pavilion | \$ 300,000 | 1 |
| IT Equipment | \$ 24,182,670 | 2 |
| Land | \$ 5,900,000 | 1 |
| Pathways | \$ 800,000 | 3 |
| Public Restroom | \$ 100,000 | 1 |
| Signals | \$ 4,200,000 | 4 |
| Street Lighting | \$ 367,000 | 1 |
| Striping | \$ 1,275,000 | 2 |
| Vehicles | \$ 12,621,503 | 1 |
| Total: | \$ 395,317,664 | 36 |

EXHIBIT E

COUNTY & MUNICIPAL

COMPARISONS

Project Costs by Commodity



Projects by Commodities

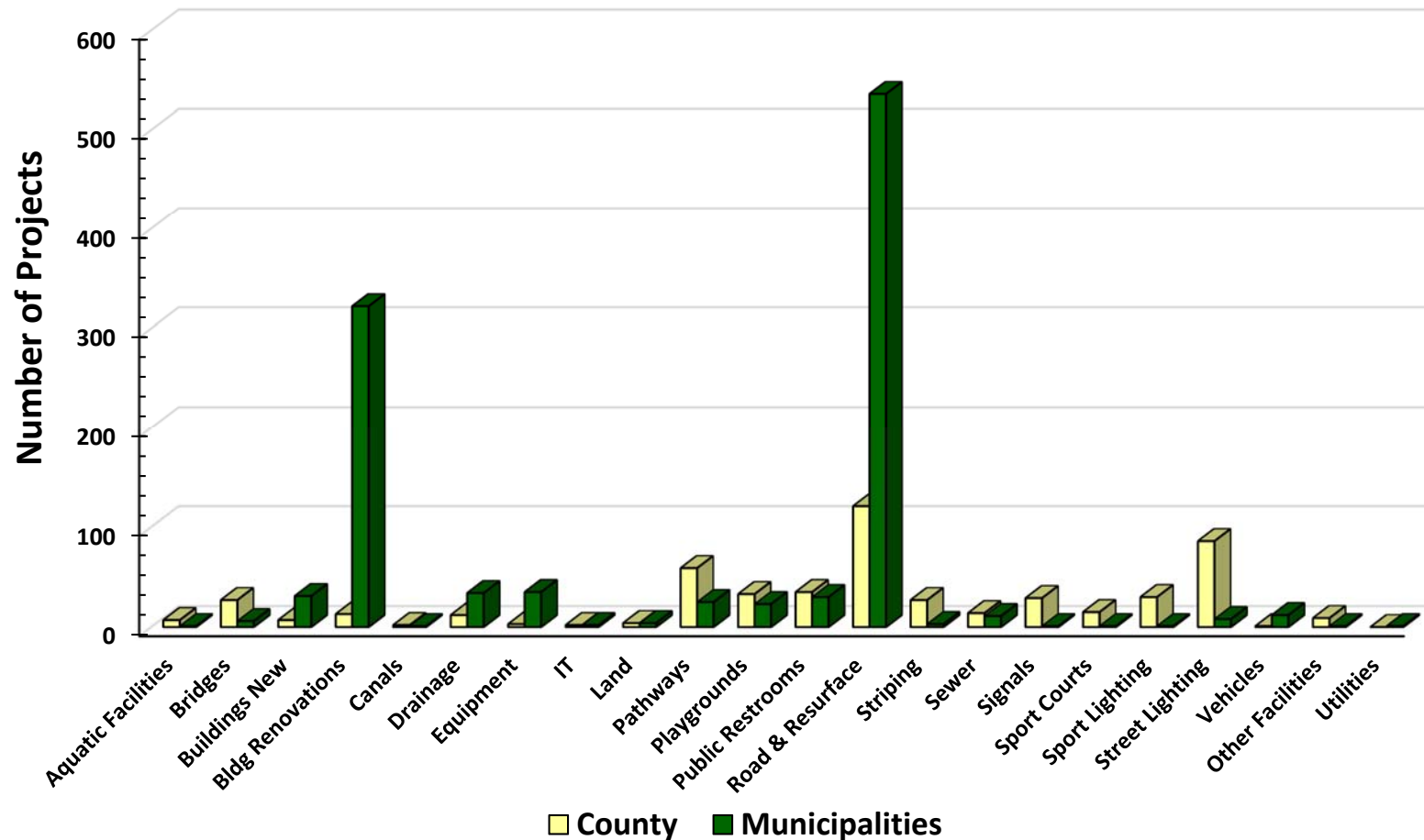


Exhibit E-3

| Project Comparison Summary Data | | | | |
|--|-----------------------|------------|-----------------------|-------------|
| Category | County | Qty | Municipalities | Qty |
| Aquatic Facilities | \$ 17,144,500 | 7 | \$ 500,000 | 1 |
| Bridges | \$ 43,400,000 | 27 | \$ 5,135,000 | 6 |
| Buildings New | \$ 84,686,540 | 7 | \$ 94,929,825 | 31 |
| Bldg Renovations | \$ 250,294,487 | 13 | \$ 101,251,148 | 322 |
| Canals | \$ 6,000,000 | 2 | \$ 2,600,000 | 1 |
| Drainage | \$ 28,000,000 | 12 | \$ 40,495,926 | 34 |
| Equipment | \$ 19,253,924 | 3 | \$ 11,843,813 | 35 |
| IT | \$ 24,182,670 | 2 | \$ 90,000 | 2 |
| Land | \$ 26,400,000 | 4 | \$ 8,750,000 | 4 |
| Pathways | \$ 10,227,550 | 59 | \$ 16,033,190 | 25 |
| Playgrounds | \$ 2,260,000 | 33 | \$ 3,290,500 | 23 |
| Public Restrooms | \$ 26,720,000 | 35 | \$ 1,343,200 | 30 |
| Road & Resurface | \$ 77,600,000 | 121 | \$ 249,772,621 | 536 |
| Striping | \$ 9,000,000 | 27 | \$ 206,000 | 3 |
| Sewer | \$ 1,150,000 | 14 | \$ 112,162,594 | 11 |
| Signals | \$ 15,000,000 | 29 | \$ 385,000 | 1 |
| Sport Courts | \$ 29,337,000 | 15 | \$ 750,000 | 1 |
| Sport Lighting | \$ 11,850,000 | 30 | \$ 750,000 | 1 |
| Street Lighting | \$ 12,000,000 | 86 | \$ 13,670,000 | 8 |
| Vehicles | \$ 12,621,503 | 1 | \$ 9,711,941 | 12 |
| Other Facilities | \$ 2,250,000 | 9 | \$ 100,000 | 1 |
| Utilities | \$ - | 0 | \$ 2,000,000 | 1 |
| Totals: | \$ 709,378,174 | 536 | \$ 675,770,758 | 1089 |



**EXHIBIT F
MUNICIPALITIES**

Exhibit F-1

| Municipal Estimates | | | | | |
|----------------------------|-----------------------------|---------------------------|--|--------------|---------------------------------------|
| Municipality | Est. No. of Projects | Est. Project Costs | BEBR 2016¹ Estimates | % Pop | Est. Surtax Revenue (10 Years) |
| Atlantis | 26 | \$ 1,479,000 | 2,001 | 0.26% | \$ 1,389,696 |
| Belle Glade | 14 | \$ 11,085,000 | 17,274 | 2.22% | \$ 11,996,805 |
| Boca Raton | 0 | \$ - | 88,275 | 11.35% | \$ 61,307,050 |
| Boynton Beach | 288 | \$ 48,550,458 | 73,163 | 9.41% | \$ 50,811,756 |
| Briny Breeze | 3 | \$ 8,000,000 | 414 | 0.05% | \$ 287,523 |
| Cloud Lake | 3 | \$ 203,500 | 134 | 0.02% | \$ 93,063 |
| Delray Beach | 31 | \$ 41,568,000 | 63,972 | 8.23% | \$ 44,428,600 |
| Golf | 0 | \$ - | 218 | 0.03% | \$ 151,401 |
| Glen Ridge | 0 | \$ - | 256 | 0.03% | \$ 177,792 |
| Greenacres | 26 | \$ 24,051,791 | 39,066 | 5.02% | \$ 27,131,365 |
| Gulf Stream | 3 | \$ 1,800,000 | 998 | 0.13% | \$ 693,112 |
| Haverhill | 2 | \$ 900,000 | 2,008 | 0.26% | \$ 1,394,557 |
| Highland Beach | 3 | \$ 2,372,000 | 3,600 | 0.46% | \$ 2,500,203 |
| Hypoluxo | 0 | \$ - | 2,714 | 0.35% | \$ 1,884,875 |
| Juno Beach | 30 | \$ 2,170,000 | 3,351 | 0.43% | \$ 2,327,272 |
| Jupiter | 21 | \$ 40,786,146 | 60,615 | 7.80% | \$ 42,097,161 |
| Jupiter Inlet Colony | 5 | \$ 7,847,290 | 411 | 0.05% | \$ 285,440 |
| Lake Clarke Shores | 12 | \$ 2,056,200 | 3,401 | 0.44% | \$ 2,361,997 |
| Lake Park | 24 | \$ 47,841,000 | 8,640 | 1.11% | \$ 6,000,486 |
| Lake Worth | 409 | \$ 23,068,262 | 37,475 | 4.82% | \$ 26,026,414 |
| Lantana | 11 | \$ 8,925,000 | 10,712 | 1.38% | \$ 7,439,492 |
| Loxahatchee Groves | 2 | \$ 63,000,000 | 3,271 | 0.42% | \$ 2,271,712 |
| Manalapan | 4 | \$ 249,675 | 417 | 0.05% | \$ 289,607 |
| Mangonia Park | 7 | \$ 655,000 | 1,984 | 0.26% | \$ 1,377,889 |
| North Palm Beach | 5 | \$ 8,650,000 | 12,230 | 1.57% | \$ 8,493,744 |
| Ocean Ridge | 0 | \$ - | 1,779 | 0.23% | \$ 1,235,517 |
| Pahokee | 6 | \$ 9,450,000 | 5,479 | 0.70% | \$ 3,805,169 |
| Palm Beach | 4 | \$ 96,550,000 | 8,040 | 1.03% | \$ 5,583,786 |

¹ Bureau of Economic and Business Research (BEBR), Florida Estimates of Population 2016, University of Florida

Exhibit F-1

| Municipal Estimates | | | | | |
|----------------------------|-----------------------------|---------------------------|---|--------------|---------------------------------------|
| <i>(Cont)</i> | | | | | |
| Municipality | Est. No. of Projects | Est. Project Costs | BE BR 2016¹ Estimates | % Pop | Est. Surtax Revenue (10 Years) |
| Palm Beach Gardens | 7 | \$ 19,450,000 | 51,532 | 6.63% | \$ 35,789,011 |
| Palm Beach Shores | 1 | \$ 1,000,000 | 1,161 | 0.15% | \$ 806,315 |
| Palm Springs | 26 | \$ 15,645,750 | 22,458 | 2.89% | \$ 15,597,097 |
| Riviera Beach | 8 | \$ 39,750,000 | 33,957 | 4.37% | \$ 23,583,161 |
| Royal Palm Beach | 39 | \$ 31,628,166 | 37,138 | 4.78% | \$ 25,792,367 |
| South Bay | 25 | \$ 12,353,520 | 3,358 | 0.43% | \$ 2,332,133 |
| South Palm Beach | 15 | \$ 13,585,000 | 1,378 | 0.18% | \$ 957,022 |
| Tequesta | 0 | \$ - | 5,699 | 0.73% | \$ 3,957,960 |
| Wellington | 12 | \$ 36,100,000 | 60,308 | 7.76% | \$ 41,883,949 |
| West Palm Beach | 17 | \$ 55,000,000 | 108,650 | 13.97% | \$ 75,457,502 |
| Totals: | 1089 | \$ 675,770,758 | 777,537 | 100% | \$ 540,000,000 |

¹ Bureau of Economic and Business Research (BE BR), Florida Estimates of Population 2016, issued by the University of Florida

Exhibit F-2

Municipal Projects by Commodity

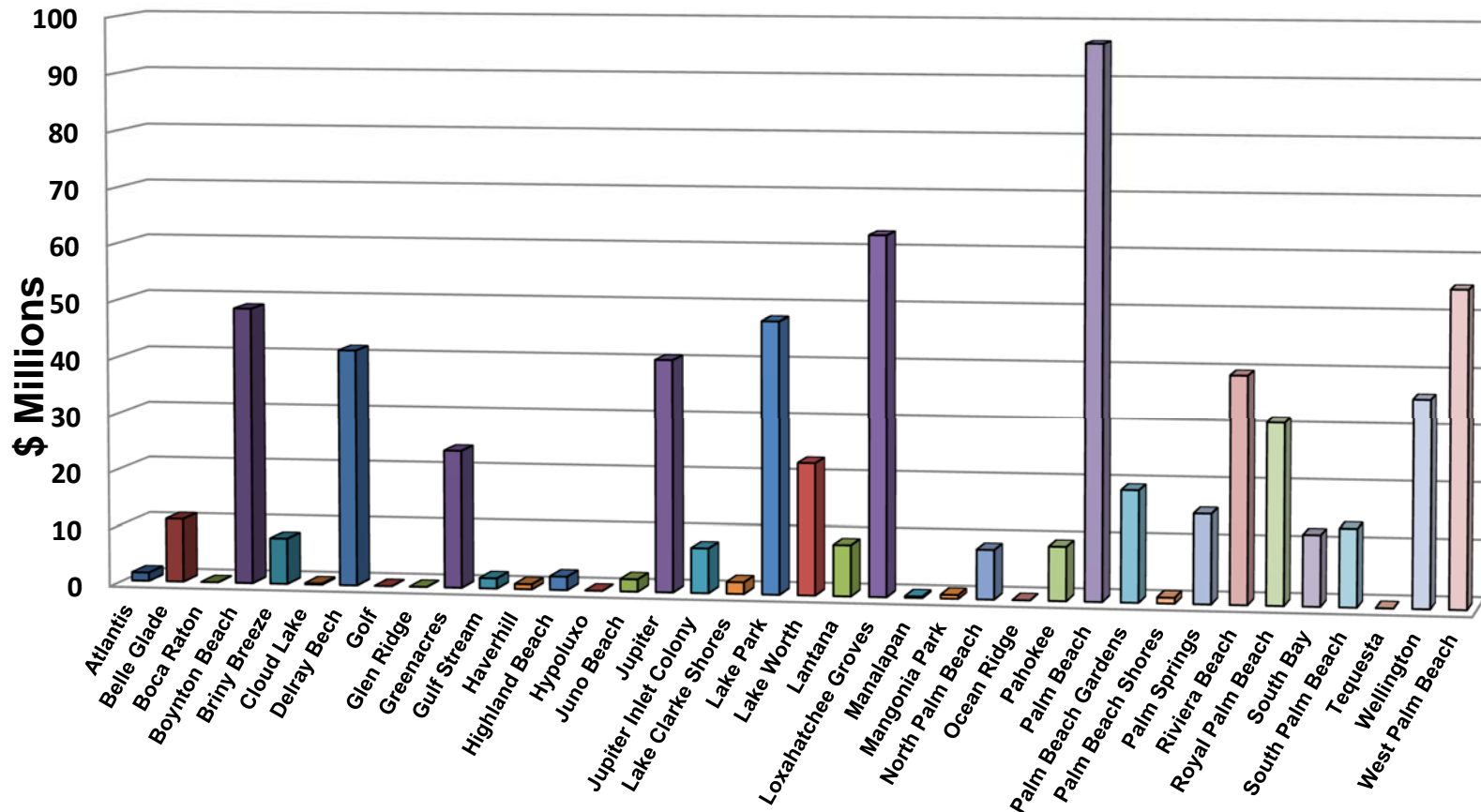
(Est. - 10 Years)

| Municipal Projects by Category | Project Count | Total Est Cost |
|--------------------------------|---------------|-----------------------|
| Aquatic Facility Repair | 1 | \$ 500,000 |
| Bridge Modifications | 3 | \$ 1,590,000 |
| Bridge Replacements | 3 | \$ 3,545,000 |
| Buildings | 31 | \$ 94,929,825 |
| Canal Maintenance | 1 | \$ 2,600,000 |
| Drainage Improvements | 30 | \$ 33,217,926 |
| Equipment | 35 | \$ 11,843,813 |
| IT Software & Hardware | 2 | \$ 90,000 |
| Land | 4 | \$ 8,750,000 |
| Pathways | 25 | \$ 16,033,190 |
| Playground Equipment | 23 | \$ 3,290,500 |
| Public Buildings/Restroom | 30 | \$ 1,343,200 |
| Renovations | 322 | \$ 101,251,148 |
| Resurfacing | 13 | \$ 9,148,000 |
| Roadway | 523 | \$ 240,624,621 |
| Sanitary Sewer | 11 | \$ 112,162,594 |
| Signals | 1 | \$ 385,000 |
| Sport Court | 1 | \$ 750,000 |
| Sports Lighting | 1 | \$ 750,000 |
| Street Lighting | 8 | \$ 13,670,000 |
| Striping | 3 | \$ 206,000 |
| Utilities | 1 | \$ 2,000,000 |
| Vehicles | 12 | \$ 9,711,941 |
| Veteran's Memorial | 1 | \$ 100,000 |
| Water & Storm | 4 | \$ 7,278,000 |
| Totals: | 1089 | \$ 675,770,758 |

Exhibit F-3

Municipal Project Costs

(Est. - 10 Years)

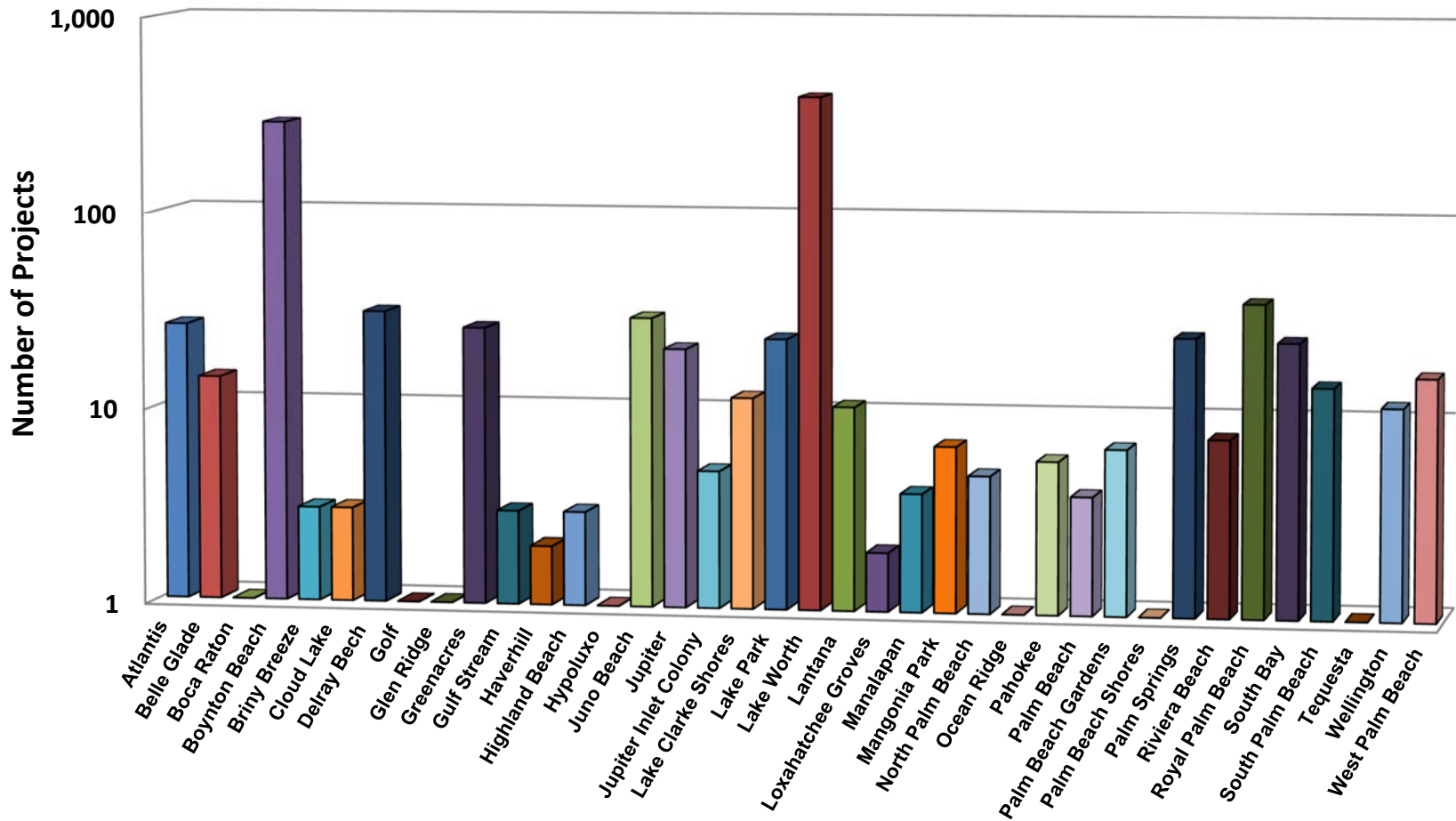


Note: Project Costs may include funding sources other than the surtax revenue and not all projects may be funded.

Exhibit F-4

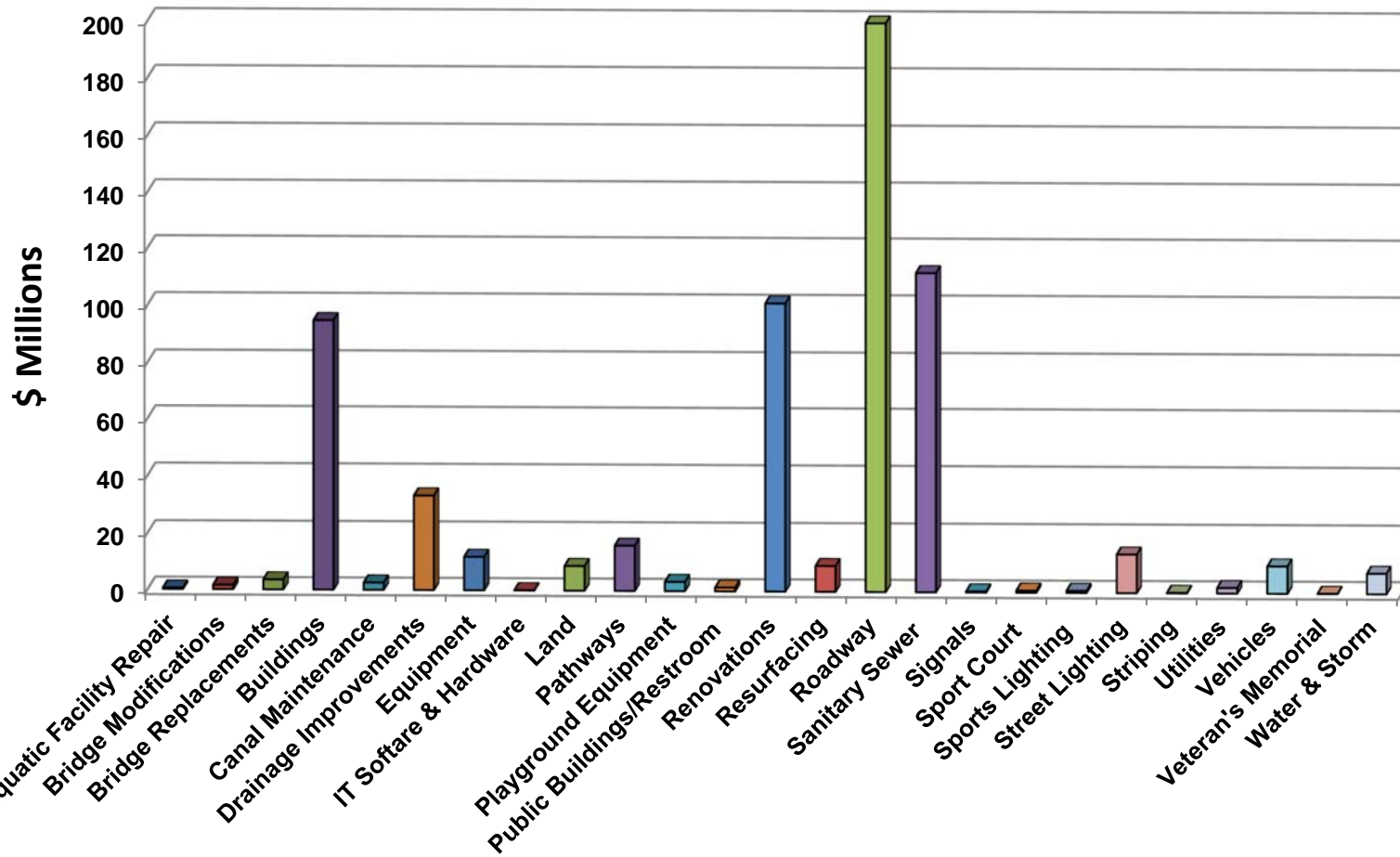
Municipal Project Distribution

(Est. - 10 Years)



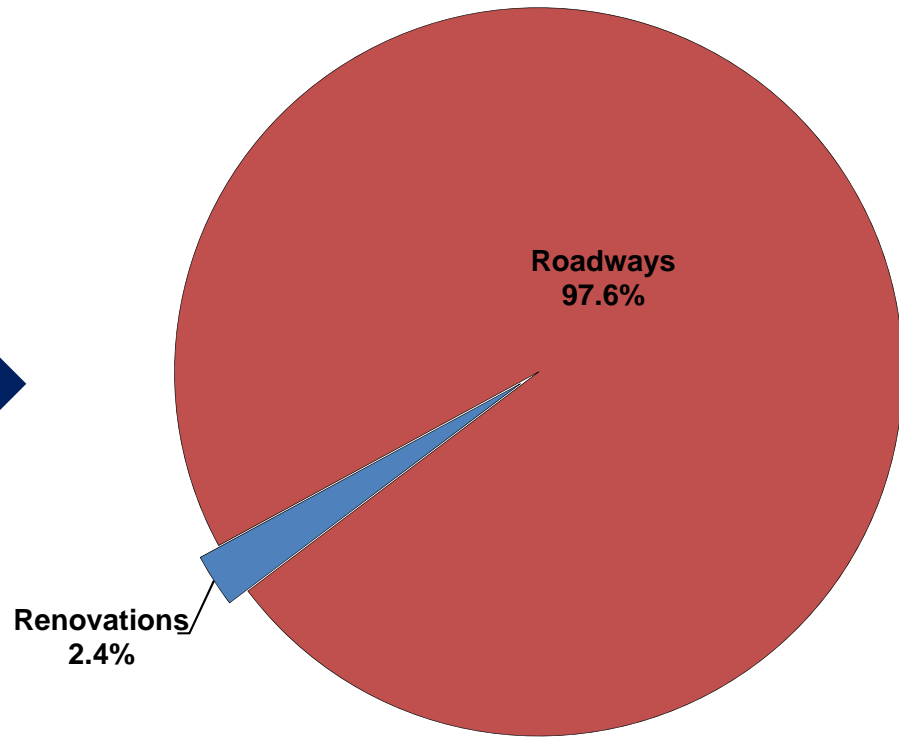
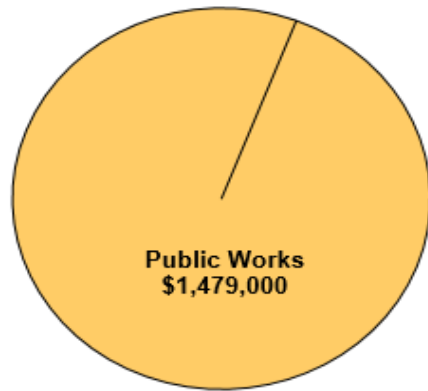
Municipal Projects by Commodity

(Est. - 10 Years)





City of Atlantis



DEPARTMENT

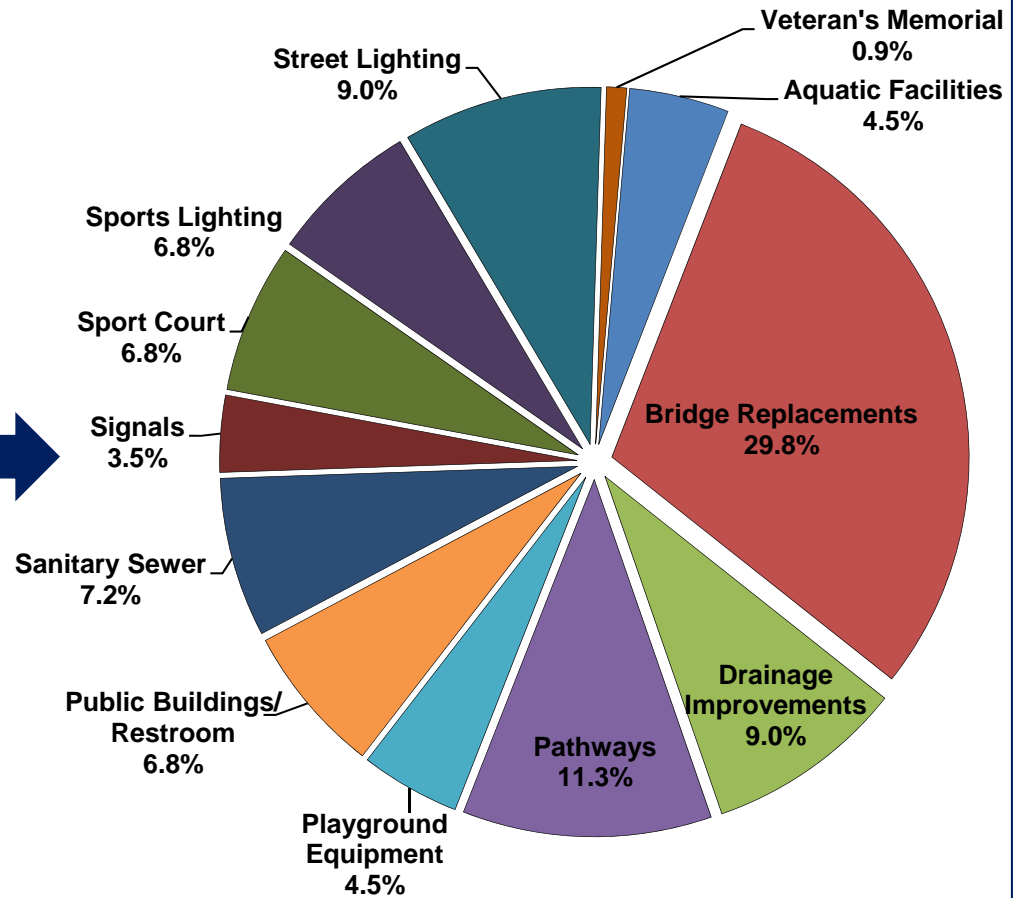
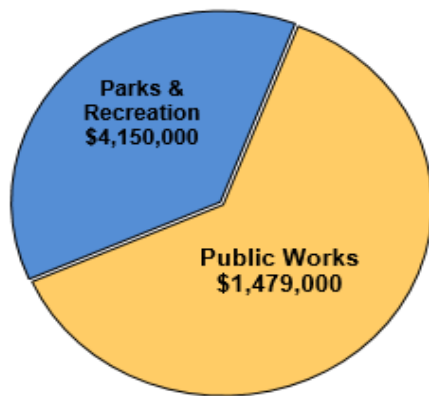
CATEGORY

Exhibit F-6

| City of Atlantis | | | |
|------------------|--------------|----------------------------------|---------------------|
| Department | Category | Project | Est. Cost |
| Public Works | Renovations | City Hall Parking Lot | \$ 35,000 |
| Public Works | Roadways | Club House Blvd | \$ 190,000 |
| Public Works | Roadways | North Country Club Drive | \$ 78,000 |
| Public Works | Roadways | Turnberry Drive | \$ 94,000 |
| Public Works | Roadways | Glenbrook Court | \$ 38,000 |
| Public Works | Roadways | Villa Drive South | \$ 86,000 |
| Public Works | Roadways | Walton Heath Drive | \$ 47,000 |
| Public Works | Roadways | North Country Club Drive | \$ 72,000 |
| Public Works | Roadways | Troon Drive | \$ 15,000 |
| Public Works | Roadways | French Royale Circle | \$ 58,000 |
| Public Works | Roadways | Colony Key Circle | \$ 25,000 |
| Public Works | Roadways | Cedar Key Circle | \$ 25,000 |
| Public Works | Roadways | Rio Vista Circle | \$ 36,000 |
| Public Works | Roadways | Driftwood Circle | \$ 38,000 |
| Public Works | Roadways | Yorktowne Circle | \$ 38,000 |
| Public Works | Roadways | Fairway Court | \$ 34,000 |
| Public Works | Roadways | Muirfield Circle | \$ 46,000 |
| Public Works | Roadways | Cypress Key Circle | \$ 65,000 |
| Public Works | Roadways | Rosemont Court | \$ 15,000 |
| Public Works | Roadways | Greenbrier Ct | \$ 15,000 |
| Public Works | Roadways | Atlantis Boulevard/JFK Boulevard | \$ 150,000 |
| Public Works | Roadways | Glenbrook Drive | \$ 140,000 |
| Public Works | Roadways | Atrium Circle | \$ 18,000 |
| Public Works | Roadways | Palm Circle | \$ 80,000 |
| Public Works | Roadways | Windsor Court | \$ 15,000 |
| Public Works | Roadways | Westwood Court | \$ 26,000 |
| | Total | 26 | \$ 1,479,000 |



City of Belle Glade



DEPARTMENT

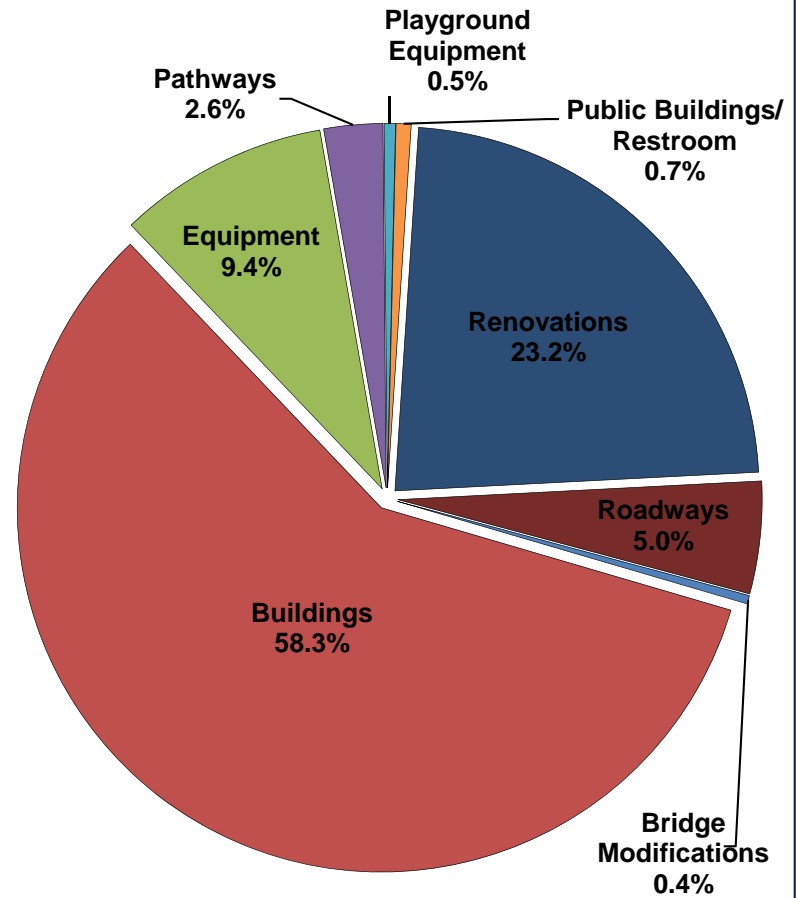
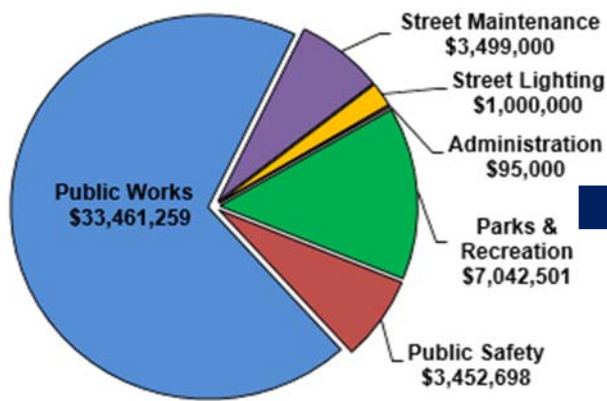
CATEGORY

Exhibit F-7

| City of Belle Glade | | | |
|----------------------------|---|--|----------------------|
| Department | Category | Project | Est. Cost |
| Engineering & Public Works | Bridge Replacements | Bridge Replacements | \$ 1,500,000 |
| Engineering & Public Works | Bridge Replacements | Bridge Replacements | \$ 1,800,000 |
| Engineering & Public Works | Drainage Improvements | Drainage Improvements | \$ 1,000,000 |
| Engineering & Public Works | Pathways | Sidewalks | \$ 750,000 |
| Engineering & Public Works | Pathways | Pathways | \$ 500,000 |
| Engineering & Public Works | Signals and Signal Systems | Signals and Signal Systems | \$ 385,000 |
| Engineering & Public Works | Street Lighting | Street Lighting | \$ 1,000,000 |
| Parks & Recreation | Aquatic Facility Repair and Replacement | Aquatic Facility Repair and Replacement | \$ 500,000 |
| Parks & Recreation | Playground Equipment Replacement | Playground Equipment Replacement | \$ 500,000 |
| Parks & Recreation | Public Buildings/Restroom Replacement | Public Building/Restroom Replacement | \$ 750,000 |
| Parks & Recreation | Sanitary Sewer Systems | Sanitary Sewer Systems | \$ 800,000 |
| Parks & Recreation | Sport Court Replacement/Resurfacing | Sport Court Replacement/Resurfacing/ Fencing | \$ 750,000 |
| Parks & Recreation | Sports Lighting | Sports Lighting Replacement | \$ 750,000 |
| Parks & Recreation | Veteran's Memorial | Veteran's Memorial | \$ 100,000 |
| | Total | 14 | \$ 11,085,000 |



City of Boynton Beach



DEPARTMENT

CATEGORY

Exhibit F-8

| City of Boynton Beach | | | |
|-----------------------|----------------------------------|--|--------------|
| Department | Category | Project | Est. Cost |
| Administration | Equipment | Alternative to SunGard/HTE ERP system | \$ 1,000,000 |
| Administration | Equipment | Network Access Control | \$ 95,000 |
| Parks & Recreation | Buildings | Madsen Center - ADA* | \$ 28,825 |
| Parks & Recreation | Pathways | Meadows Park - Pathways/Sidewalks Repair | \$ 75,000 |
| Parks & Recreation | Pathways | Oceanfront Park – Asphalt pathway | \$ 35,000 |
| Parks & Recreation | Pathways | Palmetto Greens Linear Park – Overlay internal park path ADA | \$ 4,000 |
| Parks & Recreation | Pathways | Veterans Park - ADA* | \$ 1,072 |
| Parks & Recreation | Pathways | Golf Course - Pave Cart Paths | \$ 250,000 |
| Parks & Recreation | Playground Equipment Replacement | Betty Thomas Neighborhood Park - Playground Equipment | \$ - |
| Parks & Recreation | Playground Equipment Replacement | Boynton Lakes Park – Playground Equipment & Gazebo Painting | \$ 32,000 |
| Parks & Recreation | Playground Equipment Replacement | Carolyn Sims Center –Playground equipment replacement | \$ - |
| Parks & Recreation | Playground Equipment Replacement | Forest Hill Park – Playground Replacement ADA | \$ - |
| Parks & Recreation | Playground Equipment Replacement | Forest Hill Park – Playground Replacement | \$ - |
| Parks & Recreation | Playground Equipment Replacement | Hester Center – Playground Equipment | \$ 100,000 |
| Parks & Recreation | Playground Equipment Replacement | Hibiscus Park – Playground Equipment | \$ - |
| Parks & Recreation | Playground Equipment Replacement | Hibiscus Park – Playground Equipment ADA | \$ - |
| Parks & Recreation | Playground Equipment Replacement | Jaycee Park –Replace Playground equipment | \$ - |
| Parks & Recreation | Playground Equipment Replacement | Laurel Hills Park – Playground Equipment | \$ - |

Exhibit F-8

| City of Boynton Beach | | | |
|-----------------------|---------------------------------------|---|-----------|
| (Cont) | | | |
| Department | Category | Project | Est. Cost |
| Parks & Recreation | Playground Equipment Replacement | Meadows Park – Playground Equipment | \$ 95,000 |
| Parks & Recreation | Playground Equipment Replacement | Meadows Park – Playground Equipment ADA | \$ 16,000 |
| Parks & Recreation | Playground Equipment Replacement | Oceanfront Park – Playground replacement | \$ - |
| Parks & Recreation | Playground Equipment Replacement | Oyer Park – Playground Replacement | \$ - |
| Parks & Recreation | Playground Equipment Replacement | Palmetto Greens Linear Park – Playground ADA | \$ 4,000 |
| Parks & Recreation | Playground Equipment Replacement | Pence Park – Playground Replacement | \$ - |
| Parks & Recreation | Playground Equipment Replacement | Pence Park – Playground Replacement ADA | \$ - |
| Parks & Recreation | Playground Equipment Replacement | Pioneer Canal Park – Playground Equipment | \$ - |
| Parks & Recreation | Public Buildings/Restroom Replacement | Barton Park - Replace Monument Sign & Paint Restroom | \$ 5,000 |
| Parks & Recreation | Public Buildings/Restroom Replacement | Barton Park – Restroom Renovation | \$ - |
| Parks & Recreation | Public Buildings/Restroom Replacement | Barton Park – Restroom Renovation - ADA | \$ - |
| Parks & Recreation | Public Buildings/Restroom Replacement | Congress Ave Barrier Free Park – Restroom Refurbishment | \$ 29,000 |
| Parks & Recreation | Public Buildings/Restroom Replacement | Hester Ball fields – Restroom Refurbishment | \$ - |
| Parks & Recreation | Public Buildings/Restroom Replacement | Hester Ball fields – Restroom Refurbishment ADA | \$ - |
| Parks & Recreation | Public Buildings/Restroom Replacement | Hester Center – Playground Restroom Refurbishment | \$ 16,000 |
| Parks & Recreation | Public Buildings/Restroom Replacement | Intracoastal Park – Refurbish restrooms | \$ 50,000 |
| Parks & Recreation | Public Buildings/Restroom Replacement | Intracoastal Park – Refurbish restrooms ADA | \$ 25,000 |
| Parks & Recreation | Public Buildings/Restroom Replacement | Mangrove Park – Refurbish Restrooms | \$ 6,000 |

Exhibit F-8

| City of Boynton Beach (Cont) | | | |
|---------------------------------|---------------------------------------|---|-----------|
| Department | Category | Project | Est. Cost |
| Parks & Recreation | Public Buildings/Restroom Replacement | Mangrove Park – Refurbish Restrooms ADA | \$ 7,000 |
| Parks & Recreation | Public Buildings/Restroom Replacement | Meadows Park – Restroom Refurbishment | \$ 14,000 |
| Parks & Recreation | Public Buildings/Restroom Replacement | Meadows Park – Restroom Refurbishment ADA | \$ 8,000 |
| Parks & Recreation | Public Buildings/Restroom Replacement | Oceanfront Park – Refurbish restrooms | \$ 6,000 |
| Parks & Recreation | Public Buildings/Restroom Replacement | Oceanfront Park – Refurbish restrooms ADA | \$ 6,000 |
| Parks & Recreation | Public Buildings/Restroom Replacement | Oyer Park – Restroom Refurbishment | \$ 8,000 |
| Parks & Recreation | Public Buildings/Restroom Replacement | Oyer Park – Restroom Refurbishment ADA | \$ 7,000 |
| Parks & Recreation | Public Buildings/Restroom Replacement | Pence Park –Restroom refurbishment | \$ 6,000 |
| Parks & Recreation | Public Buildings/Restroom Replacement | Pence Park –Restroom refurbishment ADA | \$ 14,000 |
| Parks & Recreation | Public Buildings/Restroom Replacement | Pioneer Canal Park – Restroom Refurbishment | \$ 13,000 |
| Parks & Recreation | Public Buildings/Restroom Replacement | Pioneer Canal Park – Restroom ADA | \$ 16,000 |
| Parks & Recreation | Public Buildings/Restroom Replacement | Sara Sims Park – Restroom Renovation | \$ 20,000 |
| Parks & Recreation | Public Buildings/Restroom Replacement | Sara Sims Park Restroom Renovation ADA | \$ 13,000 |

Exhibit F-8

| City of Boynton Beach (Cont) | | | |
|---------------------------------|---|---|------------|
| Department | Category | Project | Est. Cost |
| Parks & Recreation | Public Buildings/ Restroom Replacement | Golf Course - Course Restrooms | \$ 14,000 |
| Parks & Recreation | Public Buildings/ Restroom Replacement | Golf Course - Course Restrooms ADA | \$ 40,200 |
| Parks & Recreation | Renovations | Betty Thomas Neighborhood Park - Pavilion Wood Sealing | \$ 3,000 |
| Parks & Recreation | Renovations | Betty Thomas Neighborhood Park - Parking Lot Resealing ADA | \$ 4,200 |
| Parks & Recreation | Renovations | Betty Thomas Neighborhood Park - Spit Rail Fence | \$ - |
| Parks & Recreation | Renovations | Betty Thomas Neighborhood Park - Basketball Court Fence | \$ - |
| Parks & Recreation | Renovations | Betty Thomas Neighborhood Park - Tables and Cans | \$ 12,000 |
| Parks & Recreation | Renovations | Betty Thomas Neighborhood Park - Tables and Cans ADA | \$ 9,000 |
| Parks & Recreation | Renovations | Bicentennial Park - ADA* | \$ 2,558 |
| Parks & Recreation | Renovations | Boynton Lakes Park – Park Furnishing | \$ 5,000 |
| Parks & Recreation | Renovations | Boynton Lakes Park – Playground Equip & Gazebo Painting ADA | \$ 9,000 |
| Parks & Recreation | Renovations | Boynton Beach Memorial Park (Cemetery) - ADA* | \$ 29,145 |
| Parks & Recreation | Renovations | Carolyn Sims Center –Paint Pavilion and table | \$ 10,000 |
| Parks & Recreation | Renovations | Carolyn Sims Center –Paint site lighting poles and fixtures | \$ 30,000 |
| Parks & Recreation | Renovations | Congress Ave Barrier Free Park – Paint Poles | \$ 12,000 |
| Parks & Recreation | Renovations | Congress Ave Pavilions painting | \$ - |
| Parks & Recreation | Renovations | Congress Ave Barrier Free Park – New Playground apparatus | \$ 200,000 |
| Parks & Recreation | Renovations | Edward Harmening Arbor Park - ADA* | \$ 3,756 |
| Parks & Recreation | Renovations | Forest Hill Park – Basketball court upgrades | \$ - |
| Parks & Recreation | Renovations | Galaxy Park - ADA* | \$ 3,548 |

Exhibit F-8

| City of Boynton Beach | | | |
|-----------------------|-------------|--|------------|
| (Cont) | | | |
| Department | Category | Project | Est. Cost |
| Parks & Recreation | Renovations | Hester Center - Basketball Court Resurfacing | \$ 12,000 |
| Parks & Recreation | Renovations | Hester Center - Park Furnishing | \$ 15,000 |
| Parks & Recreation | Renovations | Hester Center Ball fields – Football fence | \$ 20,000 |
| Parks & Recreation | Renovations | Hester Center Ball fields – Paint pavilion | \$ 5,000 |
| Parks & Recreation | Renovations | Hester Center – Playground Equipment for ADA | \$ 360,000 |
| Parks & Recreation | Renovations | Hester Center – Playground Restroom Painting | \$ 6,000 |
| Parks & Recreation | Renovations | Hester Center – Pavilion Painting and roofing | \$ 8,000 |
| Parks & Recreation | Renovations | Hester Center – Tennis Court Resurfacing | \$ 10,000 |
| Parks & Recreation | Renovations | Hester Center – Tennis Court Resurfacing ADA | \$ 3,000 |
| Parks & Recreation | Renovations | Heritage Park - ADA* | \$ 858 |
| Parks & Recreation | Renovations | Hibiscus Park – ADA* | \$ 24,164 |
| Parks & Recreation | Renovations | Intracoastal Park – Carpet Replacement | \$ 30,000 |
| Parks & Recreation | Renovations | Intracoastal Park – Intracoastal Parking Lot Resealing | \$ 45,000 |
| Parks & Recreation | Renovations | Intracoastal Park – Sealcoat parking lot | \$ - |
| Parks & Recreation | Renovations | Intracoastal Park – Sealcoat parking lot ADA | \$ - |
| Parks & Recreation | Renovations | Jaycee Park - Pavilion #1 and #2 Painting | \$ 8,000 |
| Parks & Recreation | Renovations | Jaycee Park - Interpretive Art | \$ 10,000 |
| Parks & Recreation | Renovations | Jaycee Park - Restroom Building Exterior Painting | \$ 12,000 |
| Parks & Recreation | Renovations | Jaycee Park - Park Furnishings | \$ 10,000 |
| Parks & Recreation | Renovations | Jaycee Park - Parking Lot Resealing | \$ 5,000 |
| Parks & Recreation | Renovations | Jaycee Park –Sealcoat parking lot | \$ - |
| Parks & Recreation | Renovations | Jaycee Park –Sealcoat parking lot ADA | \$ - |

Exhibit F-8

| City of Boynton Beach | | | |
|-----------------------|-------------|---|--------------|
| (Cont) | | | |
| Department | Category | Project | Est. Cost |
| Parks & Recreation | Renovations | Jaycee Park –Paint Pavilions | \$ 7,000 |
| Parks & Recreation | Renovations | Kiwanis Sierra Park - ADA* | \$ 2,039 |
| Parks & Recreation | Renovations | Knollwood Park - Gazebo Painting | \$ - |
| Parks & Recreation | Renovations | Knollwood Park – Gazebo Painting ADA | \$ - |
| Parks & Recreation | Renovations | Knollwood Park – Parking Lot | \$ 3,000 |
| Parks & Recreation | Renovations | Laurel Hills Park - Basketball Court Restoration | \$ 8,000 |
| Parks & Recreation | Renovations | Laurel Hills Park – Parking Lot | \$ 2,000 |
| Parks & Recreation | Renovations | Laurel Hills Park – Basketball Court ADA | \$ 20,000 |
| Parks & Recreation | Renovations | Laurel Hills – Split Rail Fence | \$ 50,000 |
| Parks & Recreation | Renovations | Mangrove Park - Flooring | \$ 7,500 |
| Parks & Recreation | Renovations | Mangrove Park - Boardwalk | \$ 1,600,000 |
| Parks & Recreation | Renovations | Mangrove Park – Fence Repair | \$ 8,000 |
| Parks & Recreation | Renovations | Mangrove Park – Bench replacement | \$ 3,000 |
| Parks & Recreation | Renovations | Mangrove Park – Interpretive markers | \$ 10,000 |
| Parks & Recreation | Renovations | Mangrove Park – Sealcoat Parking | \$ 12,000 |
| Parks & Recreation | Renovations | Mangrove Park – trash can replacement | \$ 5,000 |
| Parks & Recreation | Renovations | Mangrove Walk at the Marina - ADA* | \$ 9,438 |
| Parks & Recreation | Renovations | Meadows Park – Restroom Building Exterior Painting | \$ 6,000 |
| Parks & Recreation | Renovations | Meadows Park - Fitness Trail Equipment | \$ 9,000 |
| Parks & Recreation | Renovations | Meadows Park - Park Furnishings | \$ 25,000 |
| Parks & Recreation | Renovations | Meadows Park - Tennis Courts Fencing | \$ 12,000 |
| Parks & Recreation | Renovations | Meadows Park – Fence Removal | \$ 6,000 |
| Parks & Recreation | Renovations | Meadows Park – Basketball court | \$ - |
| Parks & Recreation | Renovations | Meadows Park – Parking Lot Sealcoat | \$ 16,000 |
| Parks & Recreation | Renovations | Meadows Park – Tennis Court Resurfacing and Fencing | \$ - |
| Parks & Recreation | Renovations | Meadows Park – Restroom Painting | \$ 7,000 |
| Parks & Recreation | Renovations | Miscellaneous Small Parks Projects | \$ 40,000 |

Exhibit F-8

| City of Boynton Beach (Cont) | | | |
|---------------------------------|-------------|--|------------|
| Department | Category | Project | Est. Cost |
| Parks & Recreation | Renovations | Oceanfront Park - Parking Lot Lights | \$ 30,000 |
| Parks & Recreation | Renovations | Oceanfront Park – Sealcoat parking lot | \$ 60,000 |
| Parks & Recreation | Renovations | Oceanfront Park – Sealcoat parking lot ADA | \$ 7,000 |
| Parks & Recreation | Renovations | Oceanfront Park – Paint beachfront buildings and pavilion | \$ 20,000 |
| Parks & Recreation | Renovations | Oceanfront Park – Stairway retaining wall | \$ 15,000 |
| Parks & Recreation | Renovations | Oceanfront Park – South and Center Shade Sail poles | \$ 38,000 |
| Parks & Recreation | Renovations | Oceanfront Park – Shade sail poles | \$ 25,000 |
| Parks & Recreation | Renovations | Oyer Park - Parking Lot Resealing | \$ 100,000 |
| Parks & Recreation | Renovations | Oyer Park - Shade Sails | \$ 15,000 |
| Parks & Recreation | Renovations | Oyer Park – Coast Guard Bldg. and pavilion painting | \$ 14,000 |
| Parks & Recreation | Renovations | Oyer Park – Coast Guard Bldg. and pavilion painting ADA | \$ 2,000 |
| Parks & Recreation | Renovations | Oyer Park – Coast Guard Bldg. window replacement | \$ 7,000 |
| Parks & Recreation | Renovations | Oyer Park – Coast Guard Bldg. window replacement ADA | \$ 7,000 |
| Parks & Recreation | Renovations | Oyer Park - Dredge Channel | \$ 100,000 |
| Parks & Recreation | Renovations | Oyer Park – Fishing Pier deck replacement | \$ - |
| Parks & Recreation | Renovations | Oyer Park – New Dumpster Enclosure | \$ 15,000 |
| Parks & Recreation | Renovations | Oyer Park – Paint Restroom Exterior | \$ 5,000 |
| Parks & Recreation | Renovations | Palmetto Greens Linear Park – Replace/maintain Picnic tables ADA | \$ 5,000 |
| Parks & Recreation | Renovations | Palmetto Greens Linear Park – Paint pavilion | \$ 3,000 |
| Parks & Recreation | Renovations | Palmetto Greens Linear Park – Overlay internal park path | \$ 8,000 |
| Parks & Recreation | Renovations | Palmetto Greens Linear Park – Playground | \$ - |
| Parks & Recreation | Renovations | Palmetto Greens Linear Park – Playground ADA | \$ - |
| Parks & Recreation | Renovations | Parks-Furnishings (Cans, benches, picnic tables, etc.) | \$ 20,000 |
| Parks & Recreation | Renovations | Pence Park - Park Furnishings | \$ 6,000 |
| Parks & Recreation | Renovations | Pence Park – Basketball Court | \$ - |

Exhibit F-8

| City of Boynton Beach (Cont) | | | |
|---------------------------------|-------------|---|--------------|
| Department | Category | Project | Est. Cost |
| Parks & Recreation | Renovations | Pence Park – Basket Ball Court ADA | \$ - |
| Parks & Recreation | Renovations | Pence Park – Paint Restroom exterior | \$ 5,000 |
| Parks & Recreation | Renovations | Pence Park – Parking Spaces, new ADA | \$ 5,000 |
| Parks & Recreation | Renovations | Pioneer Canal Park - Fishing Pier Repair | \$ 8,000 |
| Parks & Recreation | Renovations | Pioneer Canal Park – Fishing Pier Path ADA | \$ 8,000 |
| Parks & Recreation | Renovations | Pioneer Canal Park – Split Rail Fence | \$ 75,000 |
| Parks & Recreation | Renovations | Pioneer Canal Park - Tennis Court Fencing | \$ 15,000 |
| Parks & Recreation | Renovations | Pioneer Canal Park – Basketball and Tennis Courts | \$ 16,000 |
| Parks & Recreation | Renovations | Pioneer Canal Park – Basketball and Tennis Courts ADA | \$ 18,000 |
| Parks & Recreation | Renovations | Pioneer Canal Park – Can, Benches and Grills | \$ 10,000 |
| Parks & Recreation | Renovations | Pioneer Canal Park – Replace Boat Ramps | \$ - |
| Parks & Recreation | Renovations | Pioneer Canal Park – Parking Lot | \$ 10,000 |
| Parks & Recreation | Renovations | Pioneer Canal Park – Refurbish Volleyball court ADA | \$ 14,000 |
| Parks & Recreation | Renovations | Sara Sims Park - Basketball Court Restoration | \$ 8,000 |
| Parks & Recreation | Renovations | Sara Sims Park - Park Furnishings | \$ 9,000 |
| Parks & Recreation | Renovations | Sara Sims Park Irrigation Upgrade | \$ 100,000 |
| Parks & Recreation | Renovations | Sara Sims Park Parking Lot | \$ 40,000 |
| Parks & Recreation | Renovations | Sara Sims Park Parking Lot ADA | \$ 7,000 |
| Parks & Recreation | Renovations | Sara Sims Park Pavilion | \$ 40,000 |
| Parks & Recreation | Renovations | Sara Sims Park Water Fountain | \$ 12,000 |
| Parks & Recreation | Renovations | Sara Sims Park - ADA* | \$ 30,198 |
| Parks & Recreation | Renovations | Golf Course Clubhouse – Pre Design/Consultant (TBD) | \$ 80,000 |
| Parks & Recreation | Renovations | Golf Course Clubhouse - Construction/Renovation (TBD) | \$ 2,000,000 |
| Parks & Recreation | Renovations | Golf Course - Cart Garage | \$ 220,000 |
| Parks & Recreation | Renovations | Golf Course - Parking | \$ 33,000 |
| Parks & Recreation | Renovations | Golf Course - Parking ADA | \$ 8,000 |

Exhibit F-8

| City of Boynton Beach (Cont) | | | |
|---------------------------------|---|--|---------------|
| Department | Category | Project | Est. Cost |
| Parks & Recreation | Renovations | Golf Course - Pavilion | \$ 20,000 |
| Public Safety | Equipment | Citywide Public Safety Radio System | \$ 2,500,000 |
| Public Safety | Equipment | Fire & Rescue Records Management System Upgrade | \$ 190,138 |
| Public Safety | Equipment | Police CAD Records Management System | \$ 762,560 |
| Public Works | Buildings | Hester Center Building – HVAC | \$ 300,000 |
| Public Works | Buildings | New Police Facility | \$ 28,000,000 |
| Public Works | Public Buildings/ Restroom Replacement | Hester Center Building – Game room restrooms and ADA | \$ - |
| Public Works | Renovations | Children's Museum – Plaza Renovation | \$ 20,000 |
| Public Works | Renovations | Children's Museum – Painting Exterior & Soffit Repair | \$ 35,000 |
| Public Works | Renovations | City Hall Complex – Amphitheatre Shade Replacement | \$ 5,000 |
| Public Works | Renovations | City Hall Complex – Amphitheatre Paint Shade Structure | \$ 10,000 |
| Public Works | Renovations | City Hall Complex – Amphitheatre Paint Exterior | \$ 4,000 |
| Public Works | Renovations | City Hall Complex – City Hall Lobby paint and replace carpet | \$ 20,000 |
| Public Works | Renovations | City Hall Complex – Commission Chambers Renovation | \$ 120,000 |
| Public Works | Renovations | City Hall Complex – Commission Chambers Replace Air Handler | \$ - |
| Public Works | Renovations | City Hall Complex – Generators and Switchgear | \$ 750,000 |
| Public Works | Renovations | City Hall Complex – Parking Garage Floors | \$ 200,000 |
| Public Works | Renovations | City Hall Complex – Rebuild Chillers | \$ 90,000 |
| Public Works | Renovations | City Hall Complex – Kids Kingdom Play Area | \$ 300,000 |

Exhibit F-8

| City of Boynton Beach (Cont) | | | |
|---------------------------------|-------------|--|------------|
| Department | Category | Project | Est. Cost |
| Public Works | Renovations | City Hall Complex – Kids Kingdom Parking area sealcoat | \$ 10,000 |
| Public Works | Renovations | City Hall Complex – Re-Roof | \$ 325,000 |
| Public Works | Renovations | City Hall Complex – Paint City Hall and Fire Station 1 | \$ 110,000 |
| Public Works | Renovations | City Hall Complex – Sealcoat HS Parking (north) & Overlay West | \$ 22,000 |
| Public Works | Renovations | City Hall Complex – West Wing 1st floor restroom renovation | \$ 55,000 |
| Public Works | Renovations | City Hall Complex – West Wing 1st floor restroom renovation ADA | \$ 15,000 |
| Public Works | Renovations | City Hall Complex – West Wing Carpet change to VCT | \$ 10,000 |
| Public Works | Renovations | City Hall Complex – West Wing Bldg. Dept. Plan Review floor tile | \$ 15,000 |
| Public Works | Renovations | City Hall Complex – West Wing Air Handler replacement | \$ 250,000 |
| Public Works | Renovations | Civic Center – Renovate Auditorium Stage | \$ 40,000 |
| Public Works | Renovations | Civic Center – Auditorium Ceiling Renovation | \$ 40,000 |
| Public Works | Renovations | Civic Center – Renovate Auditorium Stage ADA | \$ 4,000 |
| Public Works | Renovations | Civic Center – Playground Path ADA | \$ - |
| Public Works | Renovations | Civic Center – Playground Replacement | \$ - |
| Public Works | Renovations | Civic Center – Roof Replacement | \$ 150,000 |
| Public Works | Renovations | Civic Center – Sealcoat south lot | \$ - |
| Public Works | Renovations | Civic Center – Dumpster enclosure | \$ 12,000 |
| Public Works | Renovations | Civic Center – Paint Exterior | \$ 25,000 |
| Public Works | Renovations | Civic Center - Restrooms ADA | \$ 60,000 |
| Public Works | Renovations | Head Start Center – Seal coat parking lot | \$ 10,000 |
| Public Works | Renovations | Head Start Center – Seal coat parking lot ADA | \$ 4,000 |
| Public Works | Renovations | General Government – Carpet Replacement | \$ 40,000 |

Exhibit F-8

| City of Boynton Beach (Cont) | | | |
|---------------------------------|-------------|---|------------|
| Department | Category | Project | Est. Cost |
| Public Works | Renovations | General Government - HVAC Repairs | \$ 160,000 |
| Public Works | Renovations | Library - Exterior Painting | \$ - |
| Public Works | Renovations | Library - Youth & Technical Services Space Modification | \$ 35,000 |
| Public Works | Renovations | Library - 2nd Floor Space Modification | \$ 30,000 |
| Public Works | Renovations | Library – Digital Sign | \$ 35,000 |
| Public Works | Renovations | Library – Youth Services Carpet | \$ 10,000 |
| Public Works | Renovations | Library – Seal Coat all lots | \$ 20,000 |
| Public Works | Renovations | Library – Renovate Restrooms | \$ 20,000 |
| Public Works | Renovations | Library – Renovate Restrooms ADA | \$ 22,000 |
| Public Works | Renovations | Library – Exterior Lighting and Security upgrades | \$ 200,000 |
| Public Works | Renovations | Library – Program Room Carpet and paint | \$ 14,000 |
| Public Works | Renovations | Library - ADA* | \$ 34,149 |
| Public Works | Renovations | Miscellaneous Small Projects | \$ 40,000 |
| Public Works | Renovations | Pistol Range ADA* | \$ 6,794 |
| Public Works | Renovations | Public Works Complex – Admin Bldg. & Warehouse Roofing | \$ 60,000 |
| Public Works | Renovations | Public Works Complex Painting | \$ 43,000 |
| Public Works | Renovations | Public Works Compound – Sealcoat parking lot | \$ 9,000 |
| Public Works | Renovations | Public Works Compound – Parking Lot ADA | \$ 11,000 |
| Public Works | Renovations | Public Works Compound – Paint all building exterior | \$ 20,000 |
| Public Works | Renovations | Public Works Compound – Paint fuel tanks | \$ 4,000 |
| Public Works | Renovations | Public Works Compound – Fleet Maintenance bay painting | \$ 25,000 |
| Public Works | Renovations | Public Works Compound – Fleet Maintenance Remodel | \$ 185,000 |
| Public Works | Renovations | Public Works Compound – ADA* | \$ 25,863 |
| Public Works | Renovations | Schoolhouse Children's Museum - ADA* | \$ 16,088 |
| Public Works | Renovations | Misc. Interior/Exterior Building Projects | \$ 40,000 |

Exhibit F-8

| City of Boynton Beach | | | |
|-----------------------|-------------|---|------------|
| (Cont) | | | |
| Department | Category | Project | Est. Cost |
| Public Works | Renovations | Security - City Wide Upgrades - Door Hardware | \$ 75,000 |
| Public Works | Renovations | Art Center - Ceiling Tile Replacement | \$ 30,000 |
| Public Works | Renovations | Art Center – Awning | \$ 7,000 |
| Public Works | Renovations | Art Center - Parking Lot Resealing | \$ 16,000 |
| Public Works | Renovations | Art Center - Parking Lot Lighting | \$ 50,000 |
| Public Works | Renovations | Art Center - ADA* | \$ 22,905 |
| Public Works | Renovations | Carolyn Sims Center and Denson Pool - Paint exterior | \$ 25,000 |
| Public Works | Renovations | Carolyn Sims Center – Sealcoat Parking Lot ADA | \$ 12,000 |
| Public Works | Renovations | Carolyn Sims Center –Sealcoat Parking Lot | \$ 11,000 |
| Public Works | Renovations | Carolyn Sims Center - HVAC Replacement | \$ - |
| Public Works | Renovations | Hester Center Building – Lobby Renovation Architect Services | \$ 30,000 |
| Public Works | Renovations | Hester Center Building – Lobby Renovation Construction | \$ 150,000 |
| Public Works | Renovations | Hester Center Building – Exterior Painting | \$ - |
| Public Works | Renovations | Hester Center – East Irrigation Well | \$ 40,000 |
| Public Works | Renovations | Hester Center Building – Game room carpeting | \$ - |
| Public Works | Renovations | Hester Center Building – Administration Offices Drainage Repair | \$ 25,000 |
| Public Works | Renovations | Hester Center – Parking Lot Seal Coat ADA | \$ 25,000 |
| Public Works | Renovations | Hester Center – Scrub Fence | \$ 60,000 |
| Public Works | Renovations | Hester Center – Accessible route from Center to Park | \$ 8,000 |
| Public Works | Renovations | Hester Center – Parking Lot Seal Coat | \$ 80,000 |
| Public Works | Renovations | Hester Center – Wood Pavilion Painting and roofing | \$ 8,000 |
| Public Works | Renovations | Hester Center – Wood Pavilion Painting and roofing ADA | \$ 500 |

Exhibit F-8

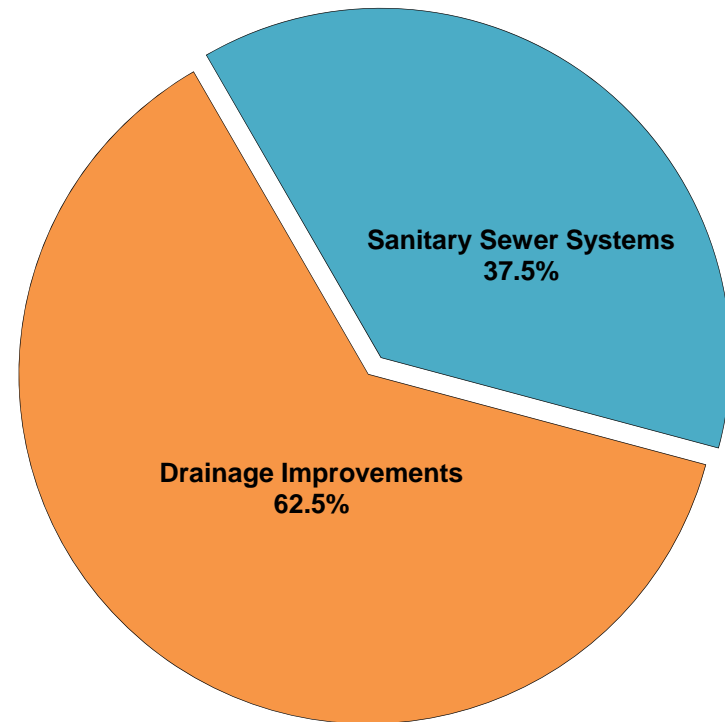
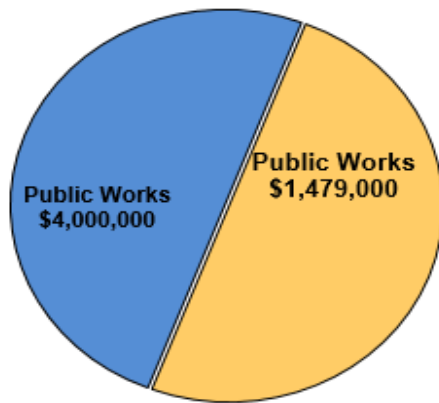
| City of Boynton Beach (Cont) | | | |
|---------------------------------|----------------------|---|------------|
| Department | Category | Project | Est. Cost |
| Public Works | Renovations | Senior Center - Flooring | \$ 38,000 |
| Public Works | Renovations | Senior Center - Patio & Awning Repairs | \$ 8,000 |
| Public Works | Renovations | Tennis Center – Parking Lot Sealcoat | \$ 30,000 |
| Public Works | Renovations | Tennis Center – Parking Lot Sealcoat ADA | \$ 5,000 |
| Public Works | Renovations | Tennis Center – Parking Lot Median Upgrade | \$ 48,000 |
| Public Works | Renovations | Tennis Center – Clubhouse Repairs | \$ 41,000 |
| Public Works | Renovations | Tennis Center – Clubhouse Repairs ADA | \$ 1,000 |
| Public Works | Renovations | Tennis Center – Entry Sign | \$ 3,000 |
| Public Works | Renovations | Tennis Center – Entry Roadway Rehab | \$ - |
| Public Works | Renovations | Fire Training Site at Rolling Green | \$ 100,000 |
| Public Works | Renovations | Fire Station 2, 4, & 5 – Kitchen Renovations | \$ 100,000 |
| Public Works | Renovations | Fire Station #3 - Parking Lot Resealing | \$ 30,000 |
| Public Works | Renovations | Fire Station #4 - Exterior Painting | \$ 45,000 |
| Public Works | Renovations | Fire Station #3 – Apparatus bay ceiling | \$ 30,000 |
| Public Works | Renovations | Fire Station #3 – Community Room Soffits and Lighting | \$ 30,000 |
| Public Works | Renovations | Fire Station #5 – Reseal roof | \$ 55,000 |
| Public Works | Renovations | Fire Station #3 – Impact Windows | \$ - |
| Public Works | Renovations | Fire Station #3 – HVAC Condensers | \$ - |
| Public Works | Renovations | Fire Station #2 – Paint Building exterior | \$ 30,000 |
| Public Works | Renovations | Fire Station #3 – Sealcoat parking lot | \$ 23,000 |
| Public Works | Renovations | Fire Station #3 – Paint Exterior | \$ 20,000 |
| Public Works | Renovations | Fire Station #3 – Kitchen ceiling repair | \$ 20,000 |
| Public Works | Renovations | Fire Station #5 - ADA* | \$ 11,960 |
| Street Maintenance | Bridge Modifications | Bridge Repair - Maintenance & Improvements | \$ 180,000 |
| Street Maintenance | Pathways | Sidewalks - Replacement | \$ 300,000 |

Exhibit F-8

| City of Boynton Beach (Cont) | | | |
|---------------------------------|--------------|---|----------------------|
| Department | Category | Project | Est. Cost |
| Street Maintenance | Pathways | Sidewalks Ramp - ADA (estimate) | \$ 600,000 |
| Street Maintenance | Roadways | Boynton Beach Blvd Extension - Paver Repair | \$ 10,000 |
| Street Maintenance | Roadways | Boynton Beach Blvd Extension - Landscaping | \$ 18,000 |
| Street Maintenance | Roadways | Boynton Beach Blvd Extension - Paint Overhead Lighting Poles | \$ 16,000 |
| Street Maintenance | Roadways | Boynton Beach Blvd (East of Federal Hwy) - Planters Box Repairs | \$ 75,000 |
| Street Maintenance | Roadways | Street Maintenance/Impv. | \$ 2,300,000 |
| | Total | 288 | \$ 48,550,458 |



Town of Briny Breezes



DEPARTMENT

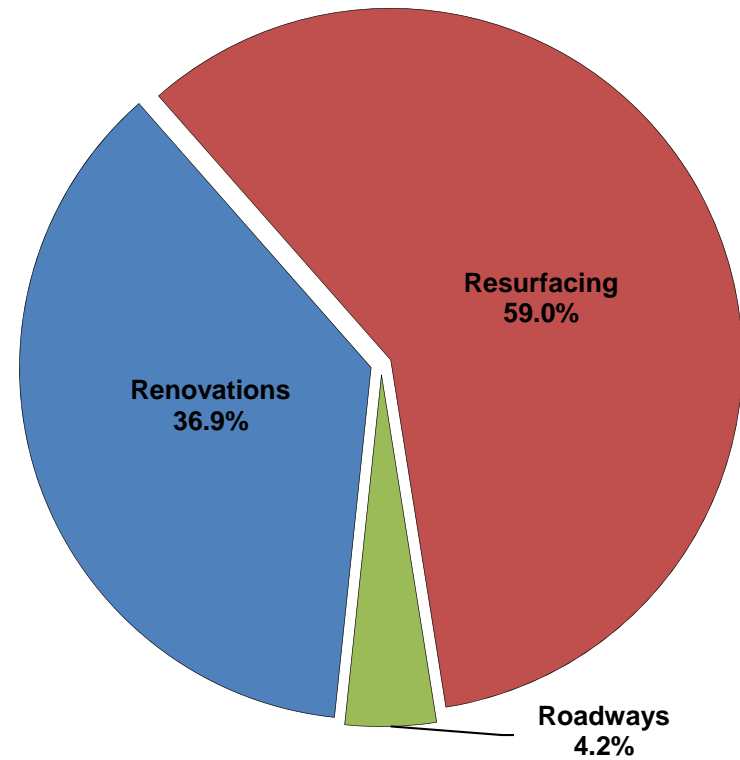
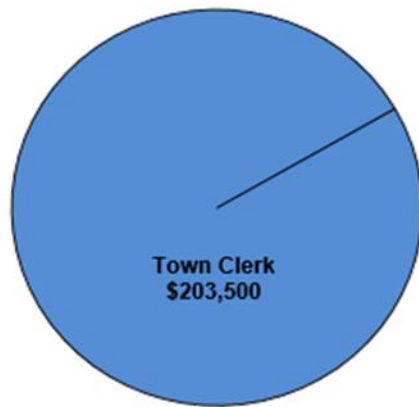
CATEGORY

Exhibit F-9

| Town of Briny Breezes | | | |
|------------------------------|------------------------|-------------------------------|---------------------|
| Department | Category | Project | Est. Cost |
| Planning & Zoning | Drainage improvements | Drainage Improvements | \$ 1,000,000 |
| Planning & Zoning | Sanitary Sewer Systems | Sanitary Sewer/Septic Systems | \$ 3,000,000 |
| Public Works | Drainage Improvements | Facility Improvement | \$ 4,000,000 |
| | Total | 3 | \$ 8,000,000 |



Town of Cloud Lake



DEPARTMENT

CATEGORY

Exhibit F-10

| Town of Cloud Lake | | | |
|--------------------|--------------|---------------------------|-------------------|
| Department | Category | Project | Est. Cost |
| Town Clerk | Renovations | Town Hall Modification | \$ 75,000 |
| Town Clerk | Resurfacing | Resurfacing | \$ 120,000 |
| Town Clerk | Roadways | Lang Road Traffic Calming | \$ 8,500 |
| | Total | 3 | \$ 203,500 |



City of Delray Beach

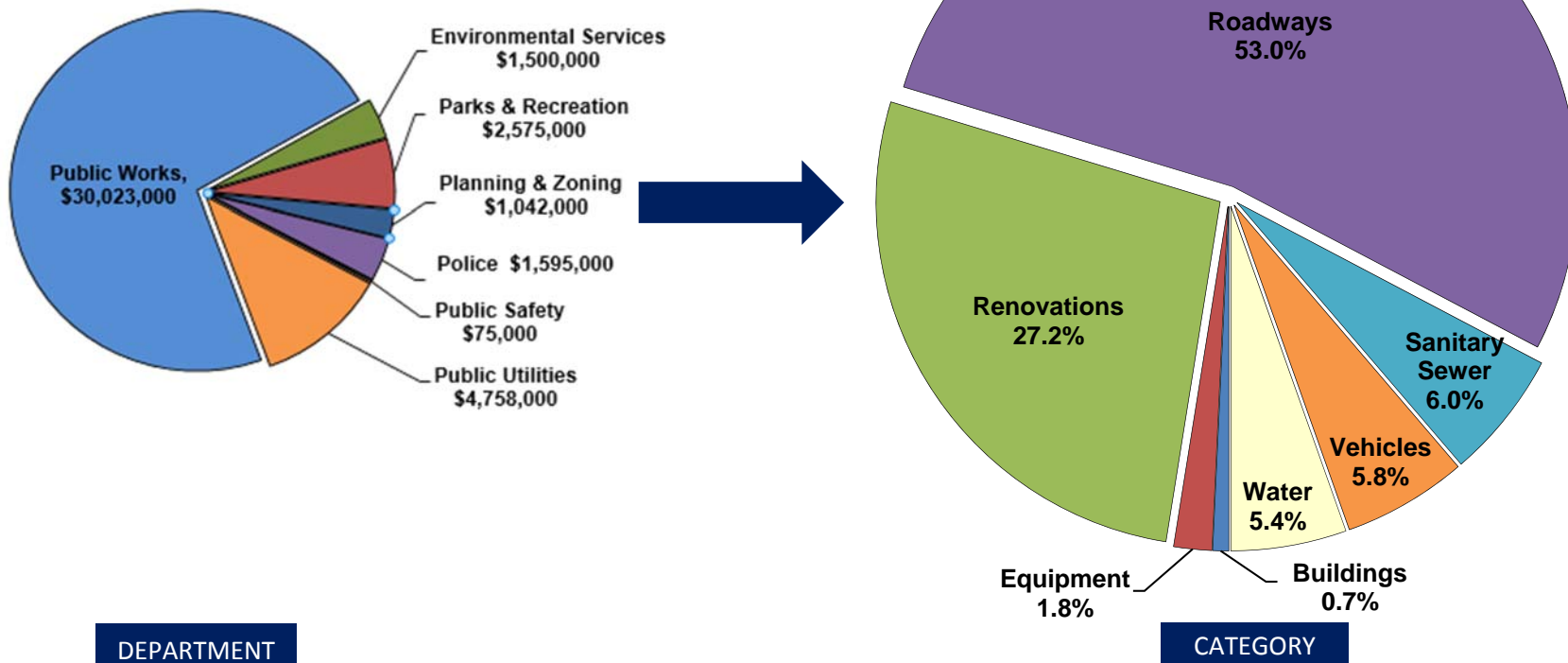


Exhibit F-11

| City of Delray Beach | | | |
|------------------------|------------------------|---|----------------------|
| Department | Category | Project | Est. Cost |
| Environmental Services | Vehicles | Downtown Roundabout | \$ 1,500,000 |
| Parks & Recreation | Renovations | FS Lifeguard Towers | \$ 310,000 |
| Parks & Recreation | Renovations | Teen Center Skate Park | \$ 410,000 |
| Parks & Recreation | Renovations | Hilltopper Park | \$ 640,000 |
| Parks & Recreation | Renovations | Pompey Park | \$ 470,000 |
| Parks & Recreation | Renovations | Old School Square | \$ 320,000 |
| Parks & Recreation | Renovations | Tennis Center | \$ 425,000 |
| Planning & Zoning | Roadways | Seacrest Bv-NE 8th St G Stream | \$ 1,042,000 |
| Police | Equipment | In-car video and equipment | \$ 100,000 |
| Police | Equipment | Patrol Vehicle GPS | \$ 165,000 |
| Police | Equipment | ALPR and Downtown Cameras | \$ 400,000 |
| Police | Vehicles | Water Vessel | \$ 130,000 |
| Police | Vehicles | Mobile Command Vehicle | \$ 600,000 |
| Police | Vehicles | Crime Scene Investigator vehicles | \$ 200,000 |
| Public Safety | Equipment | Tactical Observation Platform | \$ 75,000 |
| Public Utilities | Sanitary Sewer Systems | Reclaimed Water, Area 12C | \$ 2,500,000 |
| Public Utilities | Water | Golf Club Estates Wtr Swr | \$ 1,275,000 |
| Public Utilities | Water | Delray Shores W/M PH 3 | \$ 983,000 |
| Public Works | Buildings | Jail Doors Replacement | \$ 175,000 |
| Public Works | Buildings | Elevator Upgrade | \$ 35,000 |
| Public Works | Buildings | Front Lobby Doors and Windows Replacement | \$ 60,000 |
| Public Works | Buildings | Soundproofing - Investigations | \$ 40,000 |
| Public Works | Renovations | New Fire Station #3 | \$ 4,600,000 |
| Public Works | Renovations | LED lights parking garages | \$ 150,000 |
| Public Works | Renovations | Buildings and street lights | \$ 768,000 |
| Public Works | Renovations | Video Control Room | \$ 65,000 |
| Public Works | Renovations | Fire Station 1 | \$ 70,000 |
| Public Works | Renovations | Fire Station 5 | \$ 60,000 |
| Public Works | Renovations | Public Seawalls | \$ 3,000,000 |
| Public Works | Roadways | Streets, sidewalks, alleys | \$ 18,000,000 |
| Public Works | Roadways | Marine Way | \$ 3,000,000 |
| | Total | 31 | \$ 41,568,000 |



City of Greenacres

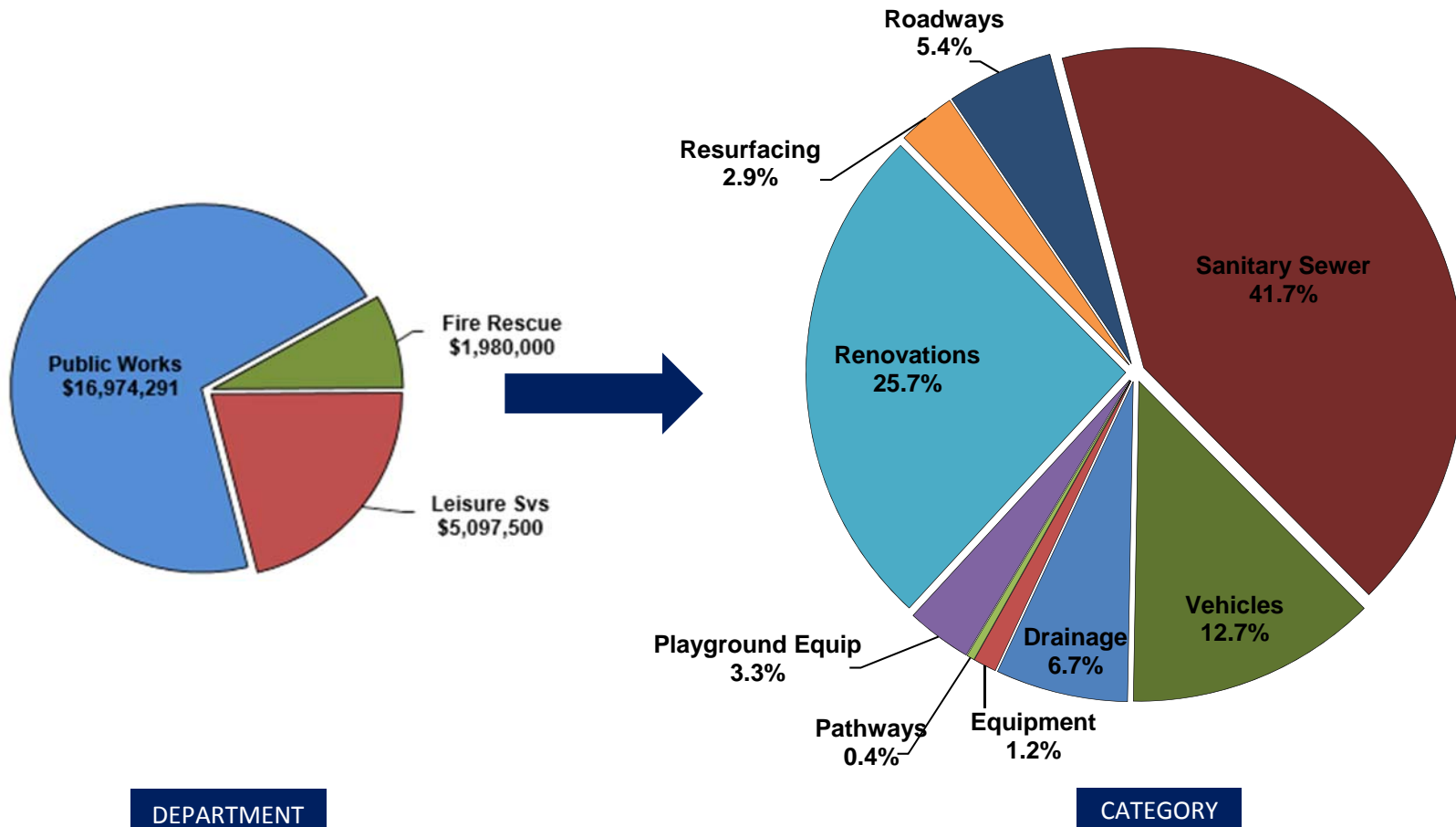
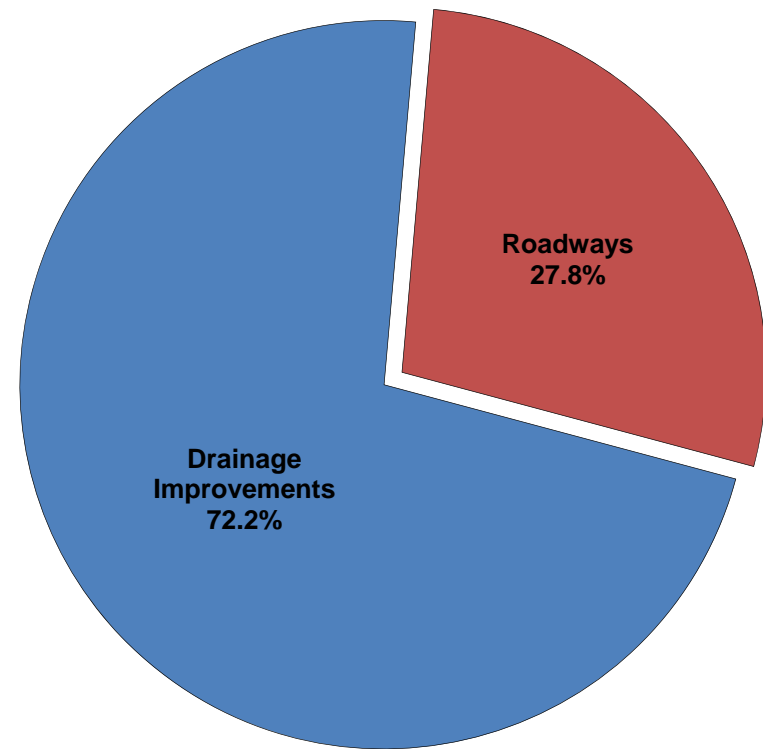
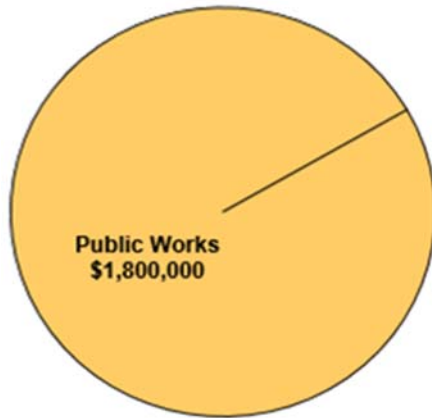


Exhibit F-12

| City of Greenacres | | | |
|--------------------|------------------------|--|----------------------|
| Department | Category | Project | Est. Cost |
| Fire Rescue | Vehicles | Fire Apparatus Replacement | \$ 1,980,000 |
| Leisure Services | Equipment | Equipment | \$ 75,000 |
| Leisure Services | Playground Equipment | City Parks Improvements | \$ 793,500 |
| Leisure Services | Renovations | Parks Court Resurfacing | \$ 170,000 |
| Leisure Services | Renovations | Parks/Building Parking Lot Resurfacing | \$ 320,000 |
| Leisure Services | Renovations | Public Grounds Rejuvenation | \$ 90,000 |
| Leisure Services | Renovations | Park Lighting Enhancement | \$ 149,000 |
| Leisure Services | Renovations | Community Center Expansion | \$ 3,500,000 |
| Public Works | Drainage improvements | Storm Water Pipe | \$ 185,000 |
| Public Works | Drainage improvements | Original Section Drainage | \$ 1,425,000 |
| Public Works | Equipment | Public Works Equip. Replacement | \$ 207,800 |
| Public Works | Pathways | Dillman Road Sidewalk | \$ 94,750 |
| Public Works | Renovations | Computer Terminal Hardware | \$ 284,900 |
| Public Works | Renovations | Roof Replacement | \$ 188,000 |
| Public Works | Renovations | Painting | \$ 257,100 |
| Public Works | Renovations | Air Conditioning | \$ 327,800 |
| Public Works | Renovations | Public Safety HQ Reno | \$ 150,000 |
| Public Works | Renovations | Sidewalks | \$ 750,000 |
| Public Works | Resurfacing | Road Resurfacing Restriping | \$ 708,000 |
| Public Works | Roadways | Tenth Ave Corridor Improvement | \$ 431,500 |
| Public Works | Roadways | Haverhill and Melaleuca | \$ 115,000 |
| Public Works | Roadways | Bowman Street | \$ 150,000 |
| Public Works | Roadways | Median Landscape Rejuvenation | \$ 600,000 |
| Public Works | Sanitary Sewer Systems | Swain Blvd Sewer Study | \$ 20,000 |
| Public Works | Sanitary Sewer Systems | Sanitary sewer for Original Section | \$ 10,000,000 |
| Public Works | Vehicles | Vehicle Replacement | \$ 1,079,441 |
| | Total | 26 | \$ 24,051,791 |



Town of Gulf Stream



DEPARTMENT

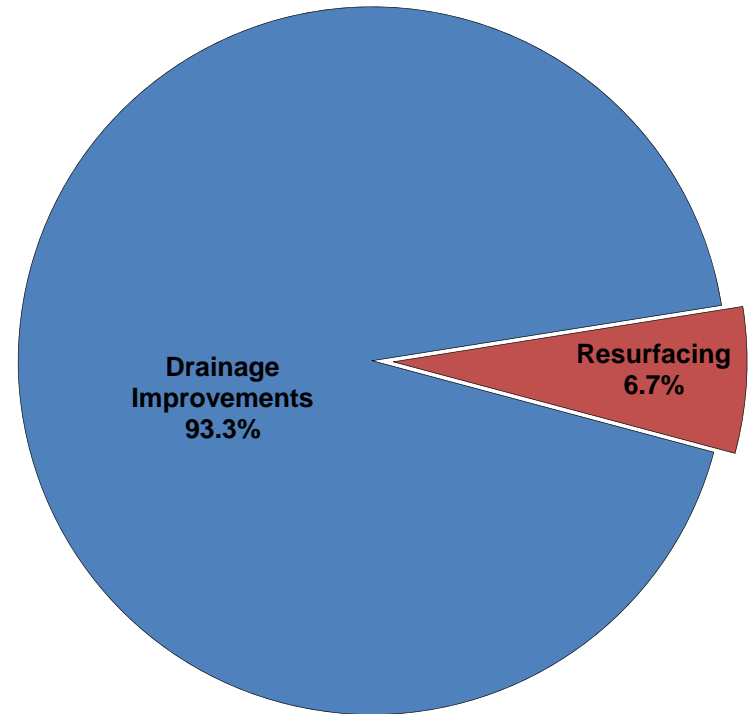
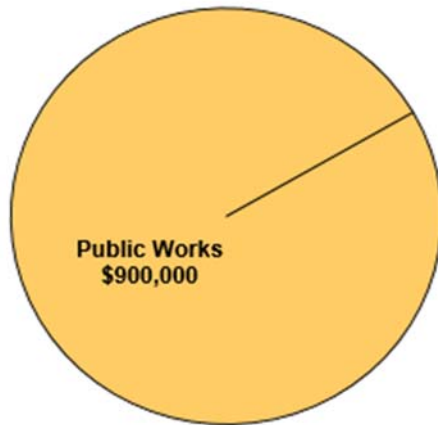
CATEGORY

Exhibit F-13

| Town of Gulf Stream | | | |
|---------------------|-----------------------|--------------------------------|---------------------|
| Department | Category | Project | Est. Cost |
| Public Works | Drainage improvements | Town-wide Drainage Improvement | \$ 400,000 |
| Public Works | Drainage Improvements | Facility Improvement | \$ 900,000 |
| Public Works | Roadways | Town-wide Street Paving | \$ 500,000 |
| | Total | 3 | \$ 1,800,000 |



Town of Haverhill



DEPARTMENT

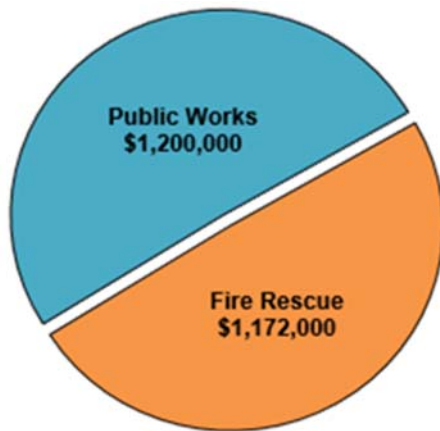
CATEGORY

Exhibit F-14

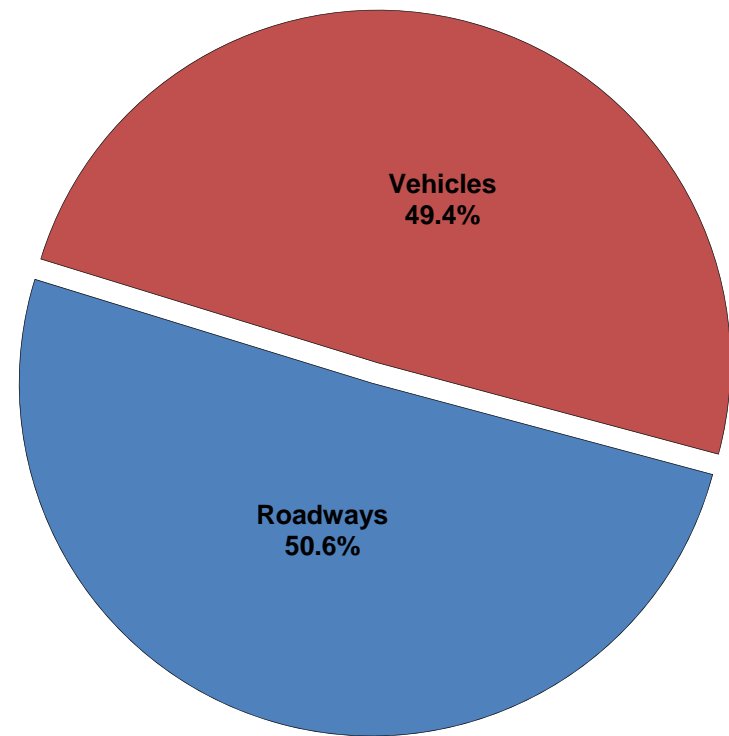
| Town of Haverhill | | | |
|--------------------------|-----------------------|--|-------------------|
| Department | Category | Project | Est. Cost |
| Public Works | Drainage improvements | Park and Cyprus Lane Drainage Improvements; Club Road Drainage Improvements | \$ 840,000 |
| Public Works | Resurfacing | Resurface Concord Avenue and Charlotte Street | \$ 60,000 |
| Haverhill Total | | 2 | \$ 900,000 |



Town of Highland Beach



DEPARTMENT



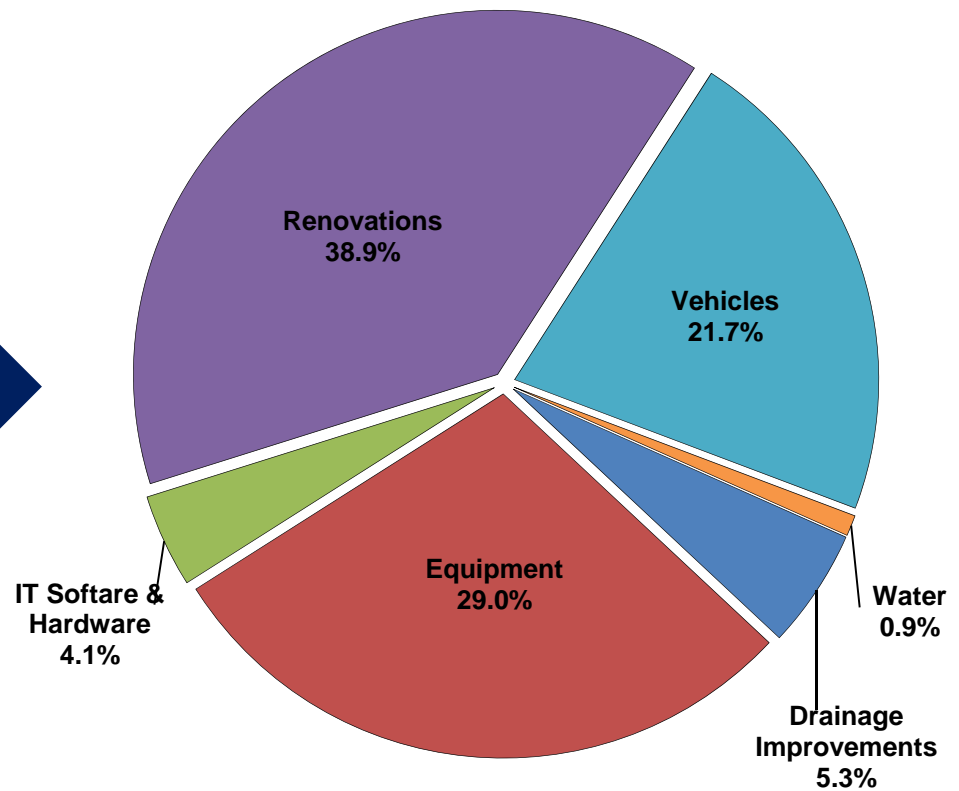
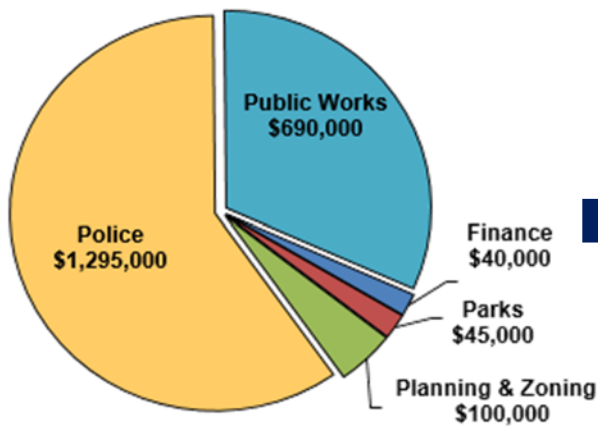
CATEGORY

Exhibit F-15

| Town of Highland Beach | | | |
|-----------------------------|----------|---|---------------------|
| Department | Category | Project | Est. Cost |
| Fire Rescue | Vehicles | Fire Rescue Vehicle | \$ 850,000 |
| Fire Rescue | Vehicles | Fire Rescue Vehicle | \$ 322,000 |
| Public Works | Roadways | Design & Construct Walk Path Improvements | \$ 1,200,000 |
| Highland Beach Total | | 3 | \$ 2,372,000 |



Town of Juno Beach



DEPARTMENT

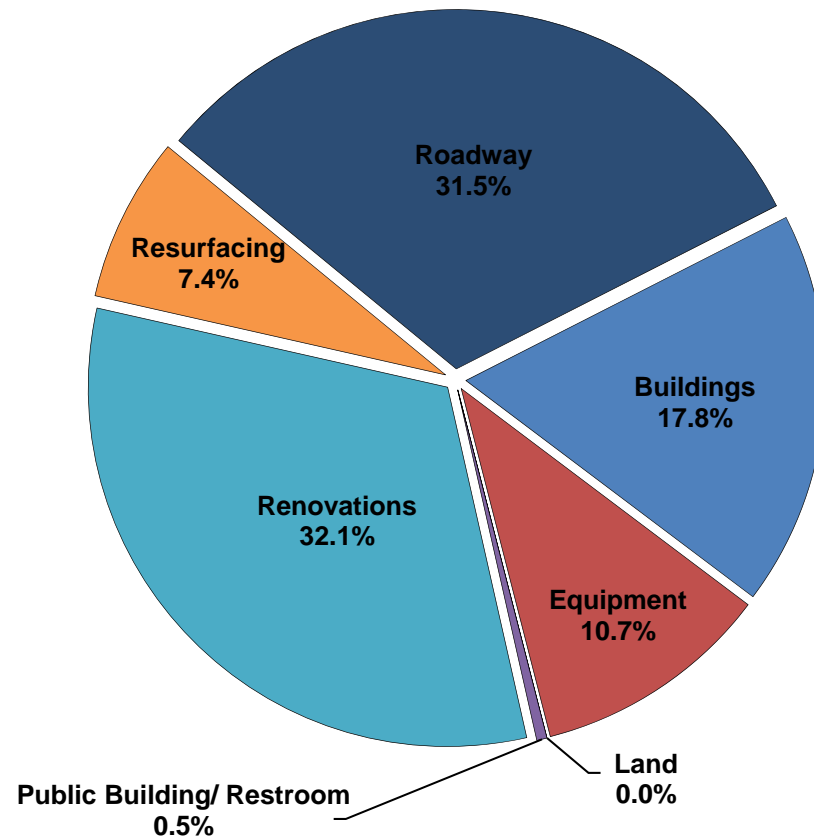
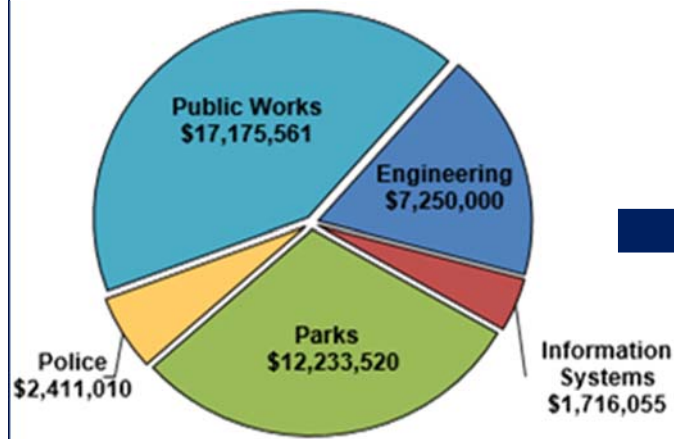
CATEGORY

Exhibit F-16

| Town of Juno Beach | | | |
|--------------------|------------------------|--|---------------------|
| Department | Category | Project | Est. Cost |
| Finance | IT Software & Hardware | Network Servers and Peripherals | \$ 40,000 |
| Parks | Renovations | Pelican Lake Community Events Area | \$ 25,000 |
| Parks | Water | Water Service Pelican Lake (east side) | \$ 20,000 |
| Planning & Zoning | IT Software & Hardware | Permitting Software Upgrade | \$ 50,000 |
| Planning & Zoning | Vehicles | Vehicle Replacements (2) | \$ 50,000 |
| Police | Equipment | Automatic License Plate Readers (6) | \$ 120,000 |
| Police | Equipment | Administrative Vehicles (3) | \$ 90,000 |
| Police | Equipment | Radios (13) | \$ 80,000 |
| Police | Equipment | In-Car Video Systems (10) | \$ 50,000 |
| Police | Equipment | Radars (10) | \$ 20,000 |
| Police | Equipment | ATV | \$ 15,000 |
| Police | Renovations | Building Renovation/Expansion | \$ 500,000 |
| Police | Vehicles | Patrol Vehicles (12) | \$ 420,000 |
| Public Works | Drainage Improvements | Universe Blvd Storm water | \$ 65,000 |
| Public Works | Drainage Improvements | Juno Ocean Walk Storm water | \$ 50,000 |
| Public Works | Equipment | Marquee Sign Upgrade | \$ 20,000 |
| Public Works | Equipment | Backhoe | \$ 65,000 |
| Public Works | Equipment | Full Size Pickup Trucks (2) | \$ 50,000 |
| Public Works | Equipment | Dump Truck | \$ 40,000 |
| Public Works | Equipment | Mower/Tractors (2) | \$ 40,000 |
| Public Works | Equipment | Administrative Vehicles | \$ 25,000 |
| Public Works | Equipment | ATV | \$ 15,000 |
| Public Works | Renovations | Recreation Room/Library Renovation | \$ 75,000 |
| Public Works | Renovations | Light Fixtures, Scones, Posts | \$ 50,000 |
| Public Works | Renovations | Fire Alarm Station | \$ 25,000 |
| Public Works | Renovations | Storm Shutters-Accordions | \$ 25,000 |
| Public Works | Renovations | Kitchen Upgrade | \$ 25,000 |
| Public Works | Renovations | Front Door Renovation | \$ 25,000 |
| Public Works | Renovations | Lobby Security Renovation | \$ 20,000 |
| Public Works | Renovations | West Building Renovation/Expansion | \$ 75,000 |
| | Total | 30 | \$ 2,170,000 |



Town of Jupiter



DEPARTMENT

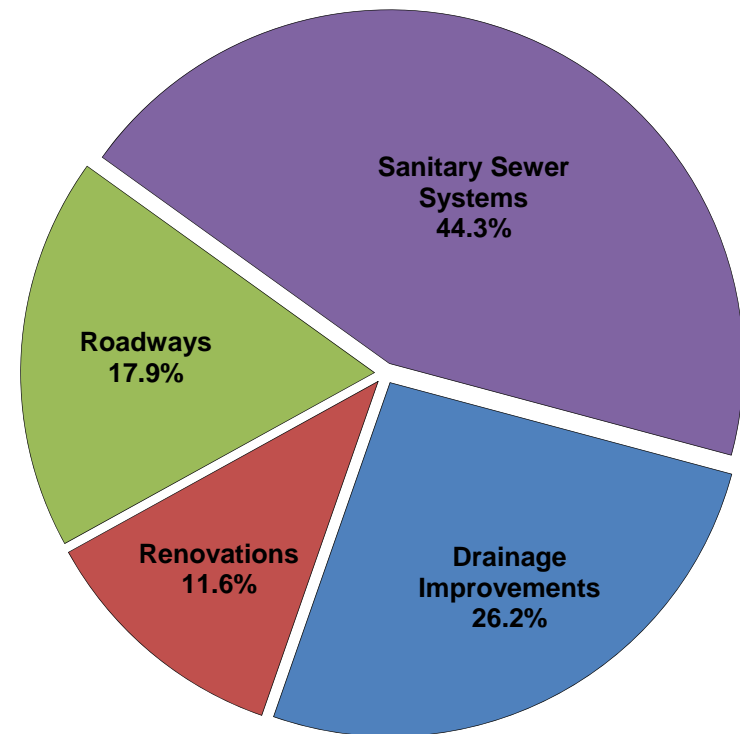
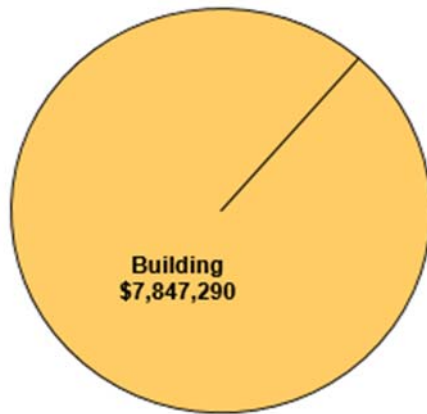
CATEGORY

Exhibit F-17

| Town of Jupiter | | | |
|---------------------|--------------------------|--------------------------------------|----------------------|
| Department | Category | Project | Est. Cost |
| Engineering | Buildings | Buildings | \$ 3,750,000 |
| Engineering | Buildings | Buildings | \$ 3,500,000 |
| Engineering | Land | Land | - |
| Engineering | Renovations | Renovations | - |
| Information Systems | Equipment | Equipment | \$ 1,716,055 |
| Parks | Public Building/Restroom | Public Building/Restroom Replacement | \$ 185,000 |
| Parks | Renovations | Renovations | \$ 4,520,411 |
| Parks | Renovations | Renovations | \$ 1,985,000 |
| Parks | Renovations | Renovations | \$ 950,000 |
| Parks | Renovations | Renovations | \$ 3,593,109 |
| Parks | Renovations | Renovations | \$ 1,000,000 |
| Police | Equipment | Equipment | \$ 2,411,010 |
| Public Works | Equipment | Equipment | \$ 250,000 |
| Public Works | Renovations | Renovations | \$ 610,000 |
| Public Works | Renovations | Renovations | \$ 423,088 |
| Public Works | Resurfacing | Resurfacing | \$ 3,025,000 |
| Public Works | Roadway | Roadway | \$ 7,394,717 |
| Public Works | Roadway | Roadway | \$ 222,756 |
| Public Works | Roadway | Roadway | \$ 600,000 |
| Public Works | Roadway | Roadway | \$ 450,000 |
| Public Works | Roadway | Roadway | \$ 4,200,000 |
| | Total | 21 | \$ 40,786,146 |



Town of Jupiter Inlet Colony



DEPARTMENT

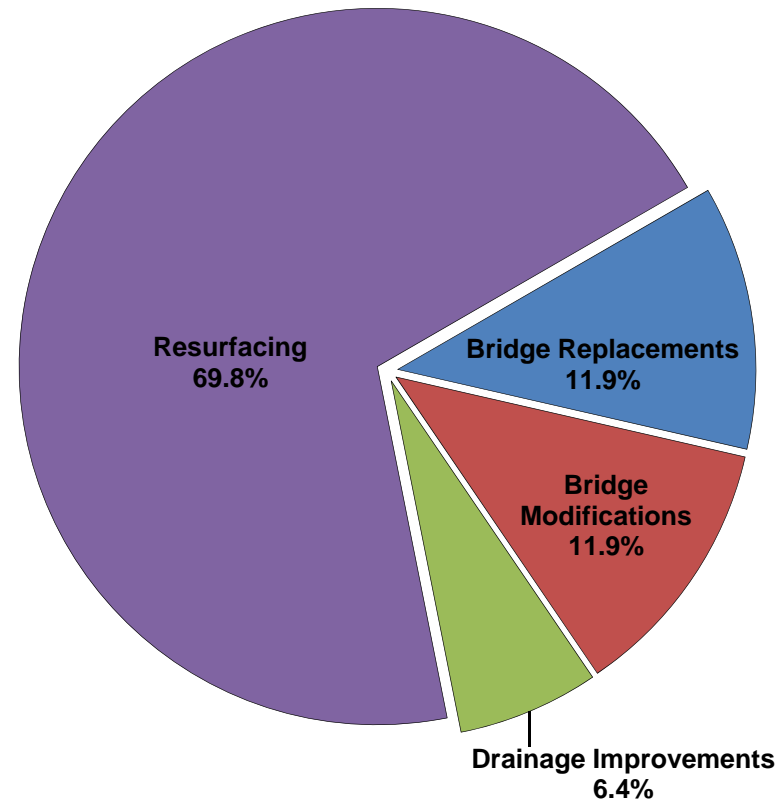
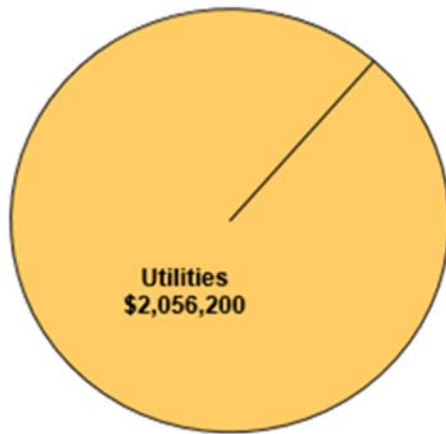
CATEGORY

Exhibit F-18

| Town of Jupiter Inlet Colony | | | |
|------------------------------|------------------------|-----------------------------------|---------------------|
| Department | Category | Project | Est. Cost |
| Building | Drainage improvements | Drainage/Storm water Improvements | \$ 2,053,720 |
| Building | Renovations | General Planning and Engineering | \$ 898,000 |
| Building | Renovations | Anticipated Annual Maintenance | \$ 15,000 |
| Building | Roadways | Roadway Replacement | \$ 1,407,976 |
| Building | Sanitary Sewer Systems | Sanitary Sewer Installation | \$ 3,472,594 |
| | Total | 5 | \$ 7,847,290 |



Town of Lake Clarke Shores



DEPARTMENT

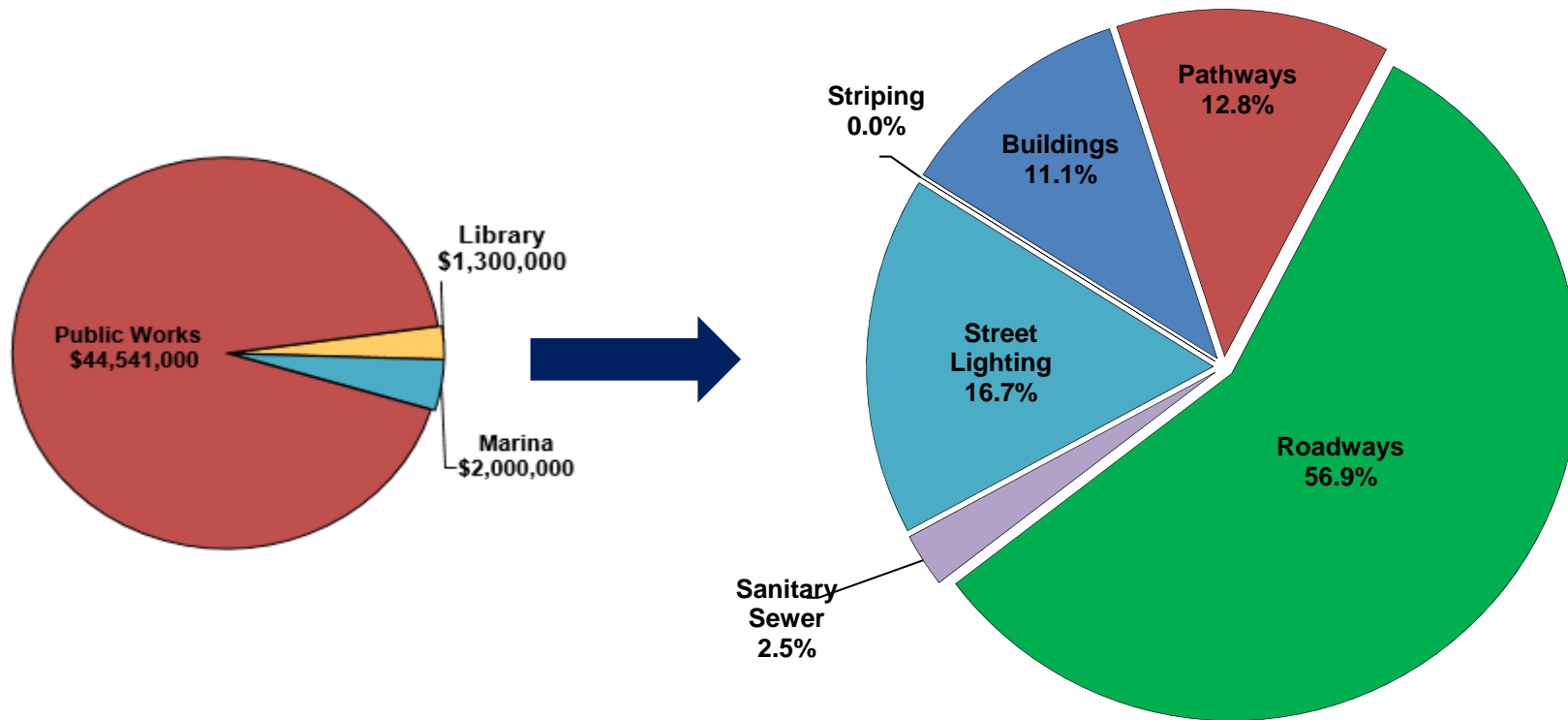
CATEGORY

Exhibit F-19

| Town of Lake Clarke Shores | | | |
|----------------------------|-----------------------|--|---------------------|
| Department | Category | Project | Est. Cost |
| Utilities | Bridge Modifications | 2024B2 - Second Yr Construction PT Brg | \$ 245,000 |
| Utilities | Bridge Replacements | 2023B1 - Replace the Pinetree Bridge | \$ 245,000 |
| Utilities | Drainage improvements | 2017D1 - Drainage improvements | \$ 45,200 |
| Utilities | Drainage Improvements | 2019D1 - Drainage Improvements | \$ 39,000 |
| Utilities | Drainage Improvements | 2024D1 - Drainage Improvements | \$ 47,000 |
| Utilities | Resurfacing | 2016R2 - Year 2 Road Resurfacing Plan | \$ 205,000 |
| Utilities | Resurfacing | 2017R3 - Year 3 Road Resurfacing Plan | \$ 205,000 |
| Utilities | Resurfacing | 2018R4 - Year 4 Road Resurfacing Plan | \$ 205,000 |
| Utilities | Resurfacing | 2019R5 - Year 5 Road Resurfacing Plan | \$ 205,000 |
| Utilities | Resurfacing | 2020R6 - Year 6 Road Resurfacing Plan | \$ 205,000 |
| Utilities | Resurfacing | 2021R7 - Year 7 Road Resurfacing Plan | \$ 205,000 |
| Utilities | Resurfacing | 2022R8 - Year 8 Road Resurfacing Plan | \$ 205,000 |
| | Total | 12 | \$ 2,056,200 |



Town of Lake Park



DEPARTMENT

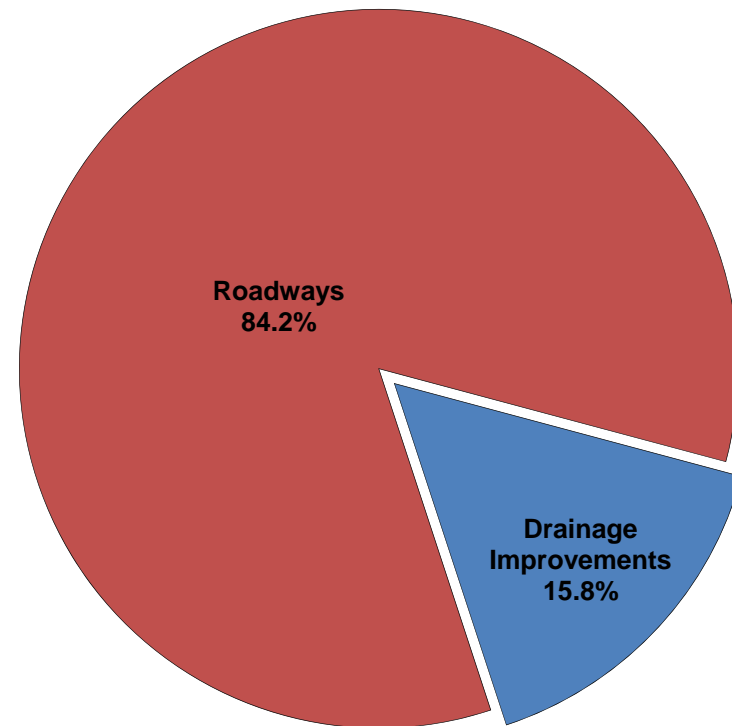
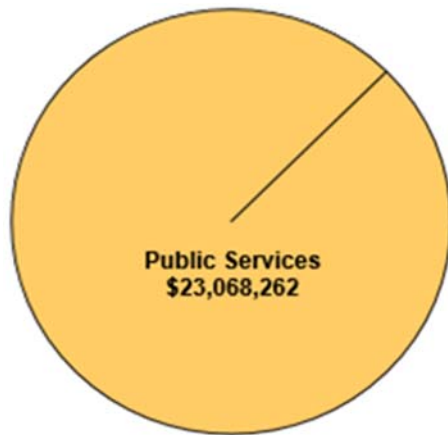
CATEGORY

Exhibit F-20

| Town of Lake Park | | | |
|-------------------|------------------------|---|----------------------|
| Department | Category | Project | Est. Cost |
| Library | Buildings | New Project | \$ 1,300,000 |
| Marina | Roadways | New Project | \$ 2,000,000 |
| Public Works | Buildings | New Project | \$ 4,000,000 |
| Public Works | Pathways | Replace sidewalks (50% of total) | \$ 6,100,000 |
| Public Works | Roadways | New Project | \$ 4,100,000 |
| Public Works | Roadways | Mill roadways in advance of paving | \$ 875,000 |
| Public Works | Roadways | Overlay roads with 1" asphalt | \$ 3,800,000 |
| Public Works | Roadways | Roadway centerline striping | \$ 36,000 |
| Public Works | Roadways | ADA compliant sidewalk corners (8 /intersection) | \$ 550,000 |
| Public Works | Roadways | Street name signs (\$830 ea. intersection) | \$ 76,000 |
| Public Works | Roadways | Thermo-plastic stop bars (\$125 ea. intersection) | \$ 11,000 |
| Public Works | Roadways | ADA compliant sidewalk corners (4 l intersection) | \$ 130,000 |
| Public Works | Roadways | ADA compliant sidewalk corners (2/ intersection) | \$ 65,000 |
| Public Works | Roadways | Street name signs (\$415 ea. intersection) | \$ 36,000 |
| Public Works | Roadways | Thermo-plastic stop bars (\$65 ea. intersection) | \$ 6,000 |
| Public Works | Roadways | Lake Shore Drive Reconstruction | \$ 5,500,000 |
| Public Works | Roadways | Park Avenue - Six blocks | \$ 4,200,000 |
| Public Works | Roadways | Tenth Street Design & Reconstruct (2,300 ft) | \$ 4,000,000 |
| Public Works | Roadways | Gateway Road (1,320 ft) | \$ 1,700,000 |
| Public Works | Roadways | New Project | \$ 150,000 |
| Public Works | Sanitary Sewer Systems | New Project | \$ 1,200,000 |
| Public Works | Street Lighting | Street Light Improvements | \$ 8,000,000 |
| Public Works | Striping | Roadway centerline striping (2 approaches@ 50' ea.) | \$ 4,000 |
| Public Works | Striping | Roadway centerline striping (1 approach @ 50') | \$ 2,000 |
| | Total | 24 | \$ 47,841,000 |



City of Lake Worth



DEPARTMENT

CATEGORY

Exhibit F-21

| City of Lake Worth | | | |
|--------------------|-----------------------|------------------------------|--------------|
| Department | Category | Project | Est. Cost |
| Public Services | Drainage Improvements | STORMWATER MASTER PROJECT 6 | \$ 380,000 |
| Public Services | Drainage Improvements | STORMWATER MASTER PROJECT 8 | \$ 3,011,000 |
| Public Services | Drainage Improvements | STORMWATER MASTER PROJECT 17 | \$ 251,000 |
| Public Services | Roadways | 10TH AVE S | \$ 49,412 |
| Public Services | Roadways | 10TH AVE S | \$ 31,651 |
| Public Services | Roadways | 12TH AVE S | \$ 49,415 |
| Public Services | Roadways | 14TH AVE N | \$ 37,656 |
| Public Services | Roadways | 14TH AVE N | \$ 19,617 |
| Public Services | Roadways | 18TH AVE N | \$ 33,320 |
| Public Services | Roadways | 1ST AVE S | \$ 49,412 |
| Public Services | Roadways | 20TH AVE N | \$ 67,755 |
| Public Services | Roadways | 3RD AVE N | \$ 49,412 |
| Public Services | Roadways | 4TH AVE N | \$ 50,956 |
| Public Services | Roadways | 4TH AVE N | \$ 49,412 |
| Public Services | Roadways | AKRON ST | \$ 108,191 |
| Public Services | Roadways | COLGATE LN | \$ 35,317 |
| Public Services | Roadways | N F ST | \$ 40,155 |
| Public Services | Roadways | N H ST | \$ 71,393 |
| Public Services | Roadways | N J ST | \$ 40,155 |
| Public Services | Roadways | N N ST | \$ 67,936 |
| Public Services | Roadways | N O ST | \$ 40,165 |
| Public Services | Roadways | N PALM WAY | \$ 67,955 |
| Public Services | Roadways | S M ST | \$ 67,936 |
| Public Services | Roadways | S M ST | \$ 67,936 |
| Public Services | Roadways | S M ST | \$ 67,928 |

Exhibit F-21

| City of Lake Worth (CONT) | | | |
|------------------------------|----------|-------------------|------------|
| Department | Category | Project | Est. Cost |
| Public Services | Roadways | S N ST | \$ 67,936 |
| Public Services | Roadways | YALE DR | \$ 186,054 |
| Public Services | Roadways | 12TH AVE N | \$ 46,900 |
| Public Services | Roadways | 12TH AVE S | \$ 49,409 |
| Public Services | Roadways | 14TH AVE N | \$ 37,053 |
| Public Services | Roadways | 14TH AVE S | \$ 54,804 |
| Public Services | Roadways | 17TH AVE N | \$ 38,594 |
| Public Services | Roadways | 18TH AVE N | \$ 32,061 |
| Public Services | Roadways | 18TH AVE N | \$ 32,053 |
| Public Services | Roadways | 21ST AVE N | \$ 42,045 |
| Public Services | Roadways | 3RD AVE S | \$ 36,864 |
| Public Services | Roadways | 4TH AVE N | \$ 49,412 |
| Public Services | Roadways | 4TH AVE S | \$ 50,956 |
| Public Services | Roadways | 5TH AVE N | \$ 49,422 |
| Public Services | Roadways | 6TH AVE N | \$ 50,947 |
| Public Services | Roadways | BARNETT DR | \$ 188,517 |
| Public Services | Roadways | LAKE GENEVA DR | \$ 31,709 |
| Public Services | Roadways | LAKE GENEVA DR | \$ 31,709 |
| Public Services | Roadways | LAKESIDE PALMS CT | \$ 30,877 |
| Public Services | Roadways | N D ST | \$ 62,654 |
| Public Services | Roadways | N G ST | \$ 67,955 |
| Public Services | Roadways | N H ST | \$ 53,766 |
| Public Services | Roadways | N L ST | \$ 67,955 |
| Public Services | Roadways | N M ST | \$ 67,936 |
| Public Services | Roadways | N PALM WAY | \$ 67,965 |

Exhibit F-21

| City of Lake Worth (CONT) | | | |
|------------------------------|----------|---------------|------------|
| Department | Category | Project | Est. Cost |
| Public Services | Roadways | PARK ST | \$ 41,688 |
| Public Services | Roadways | S E ST | \$ 136,344 |
| Public Services | Roadways | S L ST | \$ 67,946 |
| Public Services | Roadways | S M ST | \$ 67,955 |
| Public Services | Roadways | S N ST | \$ 67,936 |
| Public Services | Roadways | S RIDGE ST | \$ 302,301 |
| Public Services | Roadways | WELLESLEY DR | \$ 52,636 |
| Public Services | Roadways | 11TH AVE S | \$ 27,189 |
| Public Services | Roadways | 12TH AVE S | \$ 27,792 |
| Public Services | Roadways | 13TH AVE N | \$ 42,928 |
| Public Services | Roadways | 15TH AVE N | \$ 38,594 |
| Public Services | Roadways | 18TH AVE N | \$ 32,062 |
| Public Services | Roadways | 23RD AVE N | \$ 68,952 |
| Public Services | Roadways | 24TH AVE N | \$ 69,357 |
| Public Services | Roadways | 6TH AVE S | \$ 54,036 |
| Public Services | Roadways | 7TH AVE N | \$ 49,412 |
| Public Services | Roadways | 7TH AVE N | \$ 47,863 |
| Public Services | Roadways | 8TH AVE S | \$ 31,661 |
| Public Services | Roadways | 9TH AVE N | \$ 49,402 |
| Public Services | Roadways | N K ST | \$ 67,955 |
| Public Services | Roadways | N L ST | \$ 67,955 |
| Public Services | Roadways | N LAKESIDE DR | \$ 67,936 |
| Public Services | Roadways | N PALM WAY | \$ 67,965 |

Exhibit F-21

| City of Lake Worth (CONT) | | | |
|------------------------------|----------|----------------|------------|
| Department | Category | Project | Est. Cost |
| Public Services | Roadways | PINE TER | \$ 39,208 |
| Public Services | Roadways | SOUTH RD | \$ 23,185 |
| Public Services | Roadways | 12TH AVE S | \$ 49,409 |
| Public Services | Roadways | 15TH AVE N | \$ 38,604 |
| Public Services | Roadways | 19TH AVE N | \$ 136,201 |
| Public Services | Roadways | 1ST AVE S | \$ 43,495 |
| Public Services | Roadways | 4TH AVE S | \$ 50,986 |
| Public Services | Roadways | 5TH AVE S | \$ 50,947 |
| Public Services | Roadways | 7TH AVE N | \$ 49,412 |
| Public Services | Roadways | 8TH AVE N | \$ 49,412 |
| Public Services | Roadways | 9TH AVE N | \$ 24,778 |
| Public Services | Roadways | COCHRAN DR | \$ 34,526 |
| Public Services | Roadways | LAKE GENEVA DR | \$ 118,199 |
| Public Services | Roadways | N B ST | \$ 64,586 |
| Public Services | Roadways | N G ST | \$ 67,965 |
| Public Services | Roadways | N H ST | \$ 69,204 |
| Public Services | Roadways | N J ST | \$ 67,955 |
| Public Services | Roadways | S M ST | \$ 46,364 |
| Public Services | Roadways | S PINE ST | \$ 106,644 |
| Public Services | Roadways | YALE DR | \$ 72,989 |
| Public Services | Roadways | 10TH AVE S | \$ 49,403 |
| Public Services | Roadways | 12TH CT N | \$ 124,796 |

Exhibit F-21

| City of Lake Worth (CONT) | | | |
|------------------------------|----------|----------------|------------|
| Department | Category | Project | Est. Cost |
| Public Services | Roadways | 13TH AVE N | \$ 32,426 |
| Public Services | Roadways | 15TH AVE N | \$ 123,337 |
| Public Services | Roadways | 15TH AVE S | \$ 38,606 |
| Public Services | Roadways | 16TH CT N | \$ 156,906 |
| Public Services | Roadways | 17TH AVE N | \$ 40,129 |
| Public Services | Roadways | 21ST AVE N | \$ 68,150 |
| Public Services | Roadways | 2ND AVE N | \$ 131,619 |
| Public Services | Roadways | 4TH AVE N | \$ 49,403 |
| Public Services | Roadways | 5TH AVE S | \$ 27,046 |
| Public Services | Roadways | 9TH AVE N | \$ 50,957 |
| Public Services | Roadways | COCHRAN DR | \$ 38,602 |
| Public Services | Roadways | COCHRAN DR | \$ 21,411 |
| Public Services | Roadways | CREST DR | \$ 31,271 |
| Public Services | Roadways | N B ST | \$ 67,958 |
| Public Services | Roadways | N B ST | \$ 67,969 |
| Public Services | Roadways | N C ST | \$ 67,955 |
| Public Services | Roadways | N C ST | \$ 67,955 |
| Public Services | Roadways | N C ST | \$ 64,819 |
| Public Services | Roadways | N G ST | \$ 67,955 |
| Public Services | Roadways | N GOLFOVIEW RD | \$ 40,155 |
| Public Services | Roadways | N K ST | \$ 67,067 |
| Public Services | Roadways | N L ST | \$ 67,955 |
| Public Services | Roadways | OCEAN BREEZE | \$ 67,964 |

Exhibit F-21

| City of Lake Worth (CONT) | | | |
|------------------------------|----------|--------------|------------|
| Department | Category | Project | Est. Cost |
| Public Services | Roadways | PRINCETON DR | \$ 83,039 |
| Public Services | Roadways | S DOUGLAS ST | \$ 38,176 |
| Public Services | Roadways | S L ST | \$ 67,994 |
| Public Services | Roadways | SUNSET AVE | \$ 91,547 |
| Public Services | Roadways | 11TH AVE N | \$ 49,412 |
| Public Services | Roadways | 12TH AVE S | \$ 20,880 |
| Public Services | Roadways | 12TH AVE S | \$ 8,128 |
| Public Services | Roadways | 13TH AVE N | \$ 16,980 |
| Public Services | Roadways | 13TH AVE N | \$ 6,178 |
| Public Services | Roadways | 14TH CT S | \$ 123,522 |
| Public Services | Roadways | 4TH AVE N | \$ 49,412 |
| Public Services | Roadways | 4TH AVE S | \$ 26,226 |
| Public Services | Roadways | 4TH AVE S | \$ 49,403 |
| Public Services | Roadways | 7TH AVE N | \$ 51,665 |
| Public Services | Roadways | 7TH AVE S | \$ 51,005 |
| Public Services | Roadways | 9TH AVE N | \$ 49,412 |
| Public Services | Roadways | CENTRAL TER | \$ 49,364 |
| Public Services | Roadways | DARTMOUTH DR | \$ 23,513 |
| Public Services | Roadways | FORDHAM DR | \$ 23,513 |
| Public Services | Roadways | GEORGIA LN | \$ 35,317 |
| Public Services | Roadways | GRISWOLD DR | \$ 161,136 |
| Public Services | Roadways | N B ST | \$ 71,337 |
| Public Services | Roadways | N C ST | \$ 67,965 |

Exhibit F-21

| City of Lake Worth (CONT) | | | |
|------------------------------|----------|---------------|------------|
| Department | Category | Project | Est. Cost |
| Public Services | Roadways | N C ST | \$ 67,964 |
| Public Services | Roadways | N L ST | \$ 67,965 |
| Public Services | Roadways | N L ST | \$ 67,955 |
| Public Services | Roadways | N L ST | \$ 67,965 |
| Public Services | Roadways | N LAKESIDE DR | \$ 67,955 |
| Public Services | Roadways | N LAKESIDE DR | \$ 40,155 |
| Public Services | Roadways | N N ST | \$ 67,936 |
| Public Services | Roadways | N N ST | \$ 75,301 |
| Public Services | Roadways | N N ST | \$ 67,946 |
| Public Services | Roadways | S E ST | \$ 38,946 |
| Public Services | Roadways | 22ND AVE N | \$ 23,582 |
| Public Services | Roadways | 2ND AVE N | \$ 43,119 |
| Public Services | Roadways | 3RD AVE N | \$ 127,193 |
| Public Services | Roadways | 4TH AVE S | \$ 43,592 |
| Public Services | Roadways | 5TH AVE S | \$ 17,751 |
| Public Services | Roadways | 9TH AVE N | \$ 15,743 |
| Public Services | Roadways | 9TH AVE S | \$ 43,746 |
| Public Services | Roadways | CLEMSON CT | \$ 46,321 |
| Public Services | Roadways | COCHRAN DR | \$ 88,142 |
| Public Services | Roadways | DARTMOUTH DR | \$ 83,029 |
| Public Services | Roadways | KILGORE LN | \$ 31,103 |
| Public Services | Roadways | N B ST | \$ 68,044 |
| Public Services | Roadways | N C ST | \$ 71,101 |

Exhibit F-21

| City of Lake Worth (CONT) | | | |
|------------------------------|----------|---------------|------------|
| Department | Category | Project | Est. Cost |
| Public Services | Roadways | N J ST | \$ 93,056 |
| Public Services | Roadways | N L ST | \$ 67,955 |
| Public Services | Roadways | N L ST | \$ 67,965 |
| Public Services | Roadways | N LAKESIDE DR | \$ 67,955 |
| Public Services | Roadways | N N ST | \$ 67,936 |
| Public Services | Roadways | OCEAN BREEZE | \$ 67,955 |
| Public Services | Roadways | S G ST | \$ 61,226 |
| Public Services | Roadways | S LAKESIDE DR | \$ 67,964 |
| Public Services | Roadways | S LAKESIDE DR | \$ 69,499 |
| Public Services | Roadways | 11TH AVE N | \$ 33,210 |
| Public Services | Roadways | 12TH AVE S | \$ 11,908 |
| Public Services | Roadways | 12TH AVE S | \$ 33,214 |
| Public Services | Roadways | 12TH AVE S | \$ 32,395 |
| Public Services | Roadways | 13TH AVE N | \$ 15,568 |
| Public Services | Roadways | 15TH AVE S | \$ 32,882 |
| Public Services | Roadways | 16TH AVE S | \$ 21,801 |
| Public Services | Roadways | 17TH AVE N | \$ 25,951 |
| Public Services | Roadways | 18TH AVE S | \$ 28,594 |
| Public Services | Roadways | 22ND AVE N | \$ 72,652 |
| Public Services | Roadways | 7TH AVE N | \$ 33,210 |
| Public Services | Roadways | N DETROIT ST | \$ 137,631 |
| Public Services | Roadways | N G ST | \$ 45,682 |
| Public Services | Roadways | N H ST | \$ 45,682 |

Exhibit F-21

| City of Lake Worth (CONT) | | | |
|------------------------------|----------|---------------|------------|
| Department | Category | Project | Est. Cost |
| Public Services | Roadways | N LAKESIDE DR | \$ 45,682 |
| Public Services | Roadways | N O ST | \$ 45,682 |
| Public Services | Roadways | N PALM WAY | \$ 45,682 |
| Public Services | Roadways | PIERCE DR | \$ 30,863 |
| Public Services | Roadways | PIERCE DR | \$ 38,174 |
| Public Services | Roadways | S B ST | \$ 68,889 |
| Public Services | Roadways | S E ST | \$ 68,317 |
| Public Services | Roadways | S K ST | \$ 45,150 |
| Public Services | Roadways | S PALMWAY | \$ 45,682 |
| Public Services | Roadways | S PALMWAY | \$ 45,688 |
| Public Services | Roadways | S PINE ST | \$ 203,391 |
| Public Services | Roadways | 10TH AVE N | \$ 33,217 |
| Public Services | Roadways | 11TH AVE S | \$ 30,241 |
| Public Services | Roadways | 14TH AVE N | \$ 24,925 |
| Public Services | Roadways | 17TH AVE N | \$ 170,794 |
| Public Services | Roadways | 17TH AVE N | \$ 170,794 |
| Public Services | Roadways | 17TH AVE S | \$ 40,142 |
| Public Services | Roadways | 1ST AVE S | \$ 33,223 |
| Public Services | Roadways | 4TH AVE S | \$ 33,223 |
| Public Services | Roadways | 4TH AVE S | \$ 33,217 |
| Public Services | Roadways | 7TH AVE N | \$ 39,543 |
| Public Services | Roadways | 9TH AVE N | \$ 10,584 |
| Public Services | Roadways | GODFREY DR | \$ 34,025 |

Exhibit F-21

| City of Lake Worth (CONT) | | | |
|------------------------------|----------|---------------|-----------|
| Department | Category | Project | Est. Cost |
| Public Services | Roadways | COCHRAN DR | \$ 11,205 |
| Public Services | Roadways | COLUMBIA DR | \$ 71,615 |
| Public Services | Roadways | CREST DR | \$ 27,514 |
| Public Services | Roadways | N GOLFVIEW RD | \$ 46,727 |
| Public Services | Roadways | N H ST | \$ 45,682 |
| Public Services | Roadways | N J ST | \$ 50,328 |
| Public Services | Roadways | N O ST | \$ 46,720 |
| Public Services | Roadways | PARK ST | \$ 14,022 |
| Public Services | Roadways | 14TH AVE N | \$ 26,470 |
| Public Services | Roadways | 17TH AVE S | \$ 37,007 |
| Public Services | Roadways | 22ND AVE N | \$ 18,689 |
| Public Services | Roadways | 24TH AVE N | \$ 15,859 |
| Public Services | Roadways | 3RD AVE N | \$ 33,217 |
| Public Services | Roadways | 4TH AVE S | \$ 33,217 |
| Public Services | Roadways | 5TH AVE S | \$ 33,217 |
| Public Services | Roadways | 7TH AVE N | \$ 25,235 |
| Public Services | Roadways | 7TH AVE N | \$ 25,858 |
| Public Services | Roadways | 8TH AVE S | \$ 19,233 |
| Public Services | Roadways | COCHRAN DR | \$ 25,024 |
| Public Services | Roadways | CREST DR | \$ 20,986 |
| Public Services | Roadways | HIGHLAND AVE | \$ 23,055 |
| Public Services | Roadways | N C ST | \$ 45,682 |
| Public Services | Roadways | N D ST | \$ 42,118 |

Exhibit F-21

| City of Lake Worth (CONT) | | | |
|------------------------------|----------|------------|-----------|
| Department | Category | Project | Est. Cost |
| Public Services | Roadways | N H ST | \$ 45,682 |
| Public Services | Roadways | N J ST | \$ 45,688 |
| Public Services | Roadways | N M ST | \$ 26,994 |
| Public Services | Roadways | N O ST | \$ 45,688 |
| Public Services | Roadways | 12TH AVE N | \$ 74,465 |
| Public Services | Roadways | 12TH AVE S | \$ 21,623 |
| Public Services | Roadways | 13TH AVE N | \$ 24,913 |
| Public Services | Roadways | 13TH AVE S | \$ 21,795 |
| Public Services | Roadways | 15TH AVE S | \$ 25,946 |
| Public Services | Roadways | 18TH AVE N | \$ 26,470 |
| Public Services | Roadways | 1ST AVE S | \$ 36,312 |
| Public Services | Roadways | 22ND AVE N | \$ 46,086 |
| Public Services | Roadways | 22ND AVE N | \$ 70,705 |
| Public Services | Roadways | 22ND AVE N | \$ 17,759 |
| Public Services | Roadways | 23RD AVE N | \$ 27,254 |
| Public Services | Roadways | 24TH AVE N | \$ 26,871 |
| Public Services | Roadways | 3RD AVE N | \$ 33,223 |
| Public Services | Roadways | 4TH AVE N | \$ 33,210 |
| Public Services | Roadways | 4TH AVE N | \$ 33,217 |
| Public Services | Roadways | 5TH AVE N | \$ 34,261 |
| Public Services | Roadways | 5TH AVE S | \$ 25,670 |
| Public Services | Roadways | 7TH AVE N | \$ 37,341 |
| Public Services | Roadways | 8TH AVE N | \$ 34,255 |

Exhibit F-21

| City of Lake Worth (CONT) | | | |
|------------------------------|----------|-----------------|-----------|
| Department | Category | Project | Est. Cost |
| Public Services | Roadways | COLUMBIA DR | \$ 65,405 |
| Public Services | Roadways | MOOR DR | \$ 36,342 |
| Public Services | Roadways | N A ST | \$ 45,688 |
| Public Services | Roadways | N A ST | \$ 35,673 |
| Public Services | Roadways | N A ST | \$ 45,682 |
| Public Services | Roadways | N D ST | \$ 35,548 |
| Public Services | Roadways | N J ST | \$ 49,893 |
| Public Services | Roadways | N LAKESIDE DR | \$ 45,682 |
| Public Services | Roadways | N O ST | \$ 45,682 |
| Public Services | Roadways | N PALM WAY | \$ 45,688 |
| Public Services | Roadways | PENNSYLVANIA DR | \$ 26,987 |
| Public Services | Roadways | PINE TER | \$ 39,507 |
| Public Services | Roadways | S J ST | \$ 46,201 |
| Public Services | Roadways | S J ST | \$ 46,726 |
| Public Services | Roadways | S K ST | \$ 43,093 |
| Public Services | Roadways | S LAKESIDE DR | \$ 45,682 |
| Public Services | Roadways | S M ST | \$ 45,708 |
| Public Services | Roadways | 12TH AVE S | \$ 33,212 |
| Public Services | Roadways | 16TH AVE N | \$ 25,944 |
| Public Services | Roadways | 16TH AVE N | \$ 25,951 |
| Public Services | Roadways | 2ND AVE S | \$ 33,217 |
| Public Services | Roadways | 4TH AVE N | \$ 34,255 |
| Public Services | Roadways | 5TH AVE N | \$ 33,210 |

Exhibit F-21

| City of Lake Worth (CONT) | | | |
|------------------------------|----------|-----------------|-----------|
| Department | Category | Project | Est. Cost |
| Public Services | Roadways | 6TH AVE S | \$ 33,210 |
| Public Services | Roadways | ALTON RD | \$ 49,651 |
| Public Services | Roadways | CINDY DR | \$ 60,143 |
| Public Services | Roadways | DUKE DR | \$ 25,948 |
| Public Services | Roadways | N C ST | \$ 46,720 |
| Public Services | Roadways | N E ST | \$ 43,604 |
| Public Services | Roadways | N RIDGE RD | \$ 44,774 |
| Public Services | Roadways | NOTRE DAME DR | \$ 31,565 |
| Public Services | Roadways | PENNSYLVANIA DR | \$ 26,981 |
| Public Services | Roadways | S K ST | \$ 45,669 |
| Public Services | Roadways | 11TH AVE S | \$ 21,277 |
| Public Services | Roadways | 12TH AVE N | \$ 33,223 |
| Public Services | Roadways | 19TH AVE N | \$ 88,745 |
| Public Services | Roadways | 1ST AVE S | \$ 34,255 |
| Public Services | Roadways | 23RD AVE N | \$ 15,860 |
| Public Services | Roadways | 7TH AVE S | \$ 33,210 |
| Public Services | Roadways | 8TH AVE N | \$ 64,138 |
| Public Services | Roadways | BUCKNELL LN | \$ 23,741 |
| Public Services | Roadways | CRESTWOOD BLVD | \$ 12,761 |
| Public Services | Roadways | E COAST AVE N | \$ 28,027 |
| Public Services | Roadways | EMORY LN | \$ 23,741 |
| Public Services | Roadways | MARYLAND DR | \$ 12,912 |
| Public Services | Roadways | N F ST | \$ 45,682 |

Exhibit F-21

| City of Lake Worth (CONT) | | | |
|------------------------------|----------|----------------|-----------|
| Department | Category | Project | Est. Cost |
| Public Services | Roadways | N G ST | \$ 45,682 |
| Public Services | Roadways | N J ST | \$ 45,682 |
| Public Services | Roadways | N RIDGE RD | \$ 14,500 |
| Public Services | Roadways | S F ST | \$ 45,682 |
| Public Services | Roadways | S K ST | \$ 28,541 |
| Public Services | Roadways | S L ST | \$ 45,682 |
| Public Services | Roadways | S LAKESIDE DR | \$ 15,055 |
| Public Services | Roadways | S N ST | \$ 45,513 |
| Public Services | Roadways | WASHINGTON AVE | \$ 19,719 |
| Public Services | Roadways | WELLESLEY DR | \$ 15,729 |
| Public Services | Roadways | WELLESLEY DR | \$ 18,716 |
| Public Services | Roadways | 15TH AVE S | \$ 25,747 |
| Public Services | Roadways | 15TH AVE S | \$ 25,952 |
| Public Services | Roadways | 17TH AVE S | \$ 45,644 |
| Public Services | Roadways | 20TH AVE N | \$ 81,613 |
| Public Services | Roadways | 5TH AVE S | \$ 22,212 |
| Public Services | Roadways | 6TH AVE N | \$ 33,210 |
| Public Services | Roadways | 8TH AVE N | \$ 33,210 |
| Public Services | Roadways | 8TH AVE N | \$ 33,217 |
| Public Services | Roadways | 8TH AVE N | \$ 33,217 |
| Public Services | Roadways | 8TH AVE S | \$ 27,954 |
| Public Services | Roadways | BARTON CT | \$ 22,565 |
| Public Services | Roadways | DUQUESNE LN | \$ 23,741 |

Exhibit F-21

| City of Lake Worth (CONT) | | | |
|------------------------------|----------|---------------|-----------|
| Department | Category | Project | Est. Cost |
| Public Services | Roadways | FINN ST | \$ 43,170 |
| Public Services | Roadways | MARYLAND DR | \$ 44,421 |
| Public Services | Roadways | N C ST | \$ 45,675 |
| Public Services | Roadways | N D ST | \$ 26,994 |
| Public Services | Roadways | N L ST | \$ 44,987 |
| Public Services | Roadways | N LAKESIDE DR | \$ 44,553 |
| Public Services | Roadways | PARK ST | \$ 42,773 |
| Public Services | Roadways | PIERCE DR | \$ 70,705 |
| Public Services | Roadways | PIERCE DR | \$ 19,547 |
| Public Services | Roadways | RAILROAD AVE | \$ 58,387 |
| Public Services | Roadways | S LAKESIDE DR | \$ 45,682 |
| Public Services | Roadways | S N ST | \$ 45,669 |
| Public Services | Roadways | VERNON ST | \$ 32,810 |
| Public Services | Roadways | VERNON ST | \$ 33,935 |
| Public Services | Roadways | 10TH AVE N | \$ 33,217 |
| Public Services | Roadways | 12TH AVE N | \$ 34,261 |
| Public Services | Roadways | 12TH AVE N | \$ 33,217 |
| Public Services | Roadways | 12TH AVE S | \$ 75,425 |
| Public Services | Roadways | 13TH AVE S | \$ 48,125 |
| Public Services | Roadways | 22ND AVE N | \$ 44,448 |
| Public Services | Roadways | 2ND AVE N | \$ 15,846 |
| Public Services | Roadways | 5TH AVE S | \$ 26,045 |

Exhibit F-21

| City of Lake Worth (CONT) | | | |
|------------------------------|----------|----------------|-----------|
| Department | Category | Project | Est. Cost |
| Public Services | Roadways | 7TH AVE N | \$ 51,320 |
| Public Services | Roadways | 9TH AVE N | \$ 34,261 |
| Public Services | Roadways | BARNETT DR | \$ 19,694 |
| Public Services | Roadways | BARTON RD | \$ 2,206 |
| Public Services | Roadways | CARSON AVE | \$ 70,705 |
| Public Services | Roadways | CRESTWOOD BLVD | \$ 84,981 |
| Public Services | Roadways | FLORIDA ST | \$ 28,019 |
| Public Services | Roadways | N A ST | \$ 31,145 |
| Public Services | Roadways | N B ST | \$ 45,684 |
| Public Services | Roadways | N B ST | \$ 45,684 |
| Public Services | Roadways | N B ST | \$ 45,684 |
| Public Services | Roadways | N B ST | \$ 46,716 |
| Public Services | Roadways | N D ST | \$ 42,118 |
| Public Services | Roadways | N D ST | \$ 48,079 |
| Public Services | Roadways | N D ST | \$ 45,688 |
| Public Services | Roadways | S DOUGLAS ST | \$ 26,054 |
| Public Services | Roadways | S GOLFVIEW RD | \$ 45,639 |
| Public Services | Roadways | S LAKESIDE DR | \$ 11,726 |
| Public Services | Roadways | S PALMWAY | \$ 38,291 |
| Public Services | Roadways | SUNSET DR | \$ 18,046 |
| Public Services | Roadways | VANDERBILT DR | \$ 15,807 |
| Public Services | Roadways | 12TH AVE N | \$ 33,217 |
| Public Services | Roadways | 12TH AVE N | \$ 33,210 |

Exhibit F-21

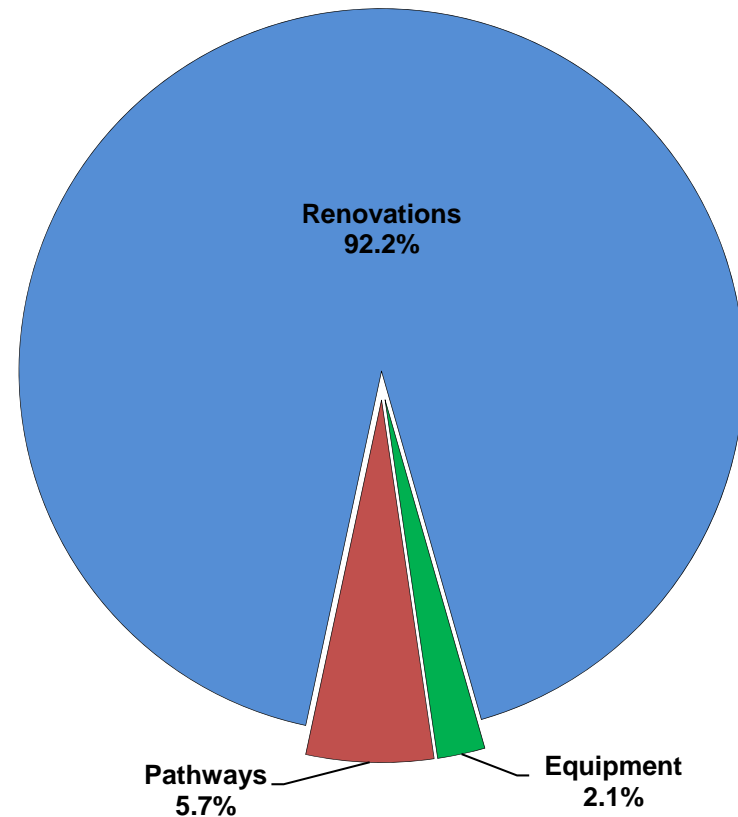
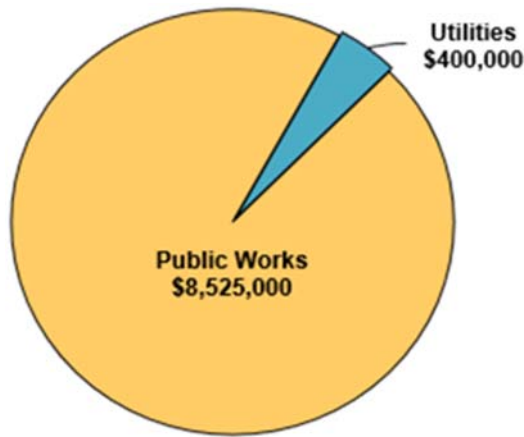
| City of Lake Worth (CONT) | | | |
|------------------------------|----------|---------------|-----------|
| Department | Category | Project | Est. Cost |
| Public Services | Roadways | 13TH AVE N | \$ 33,225 |
| Public Services | Roadways | 13TH AVE N | \$ 14,530 |
| Public Services | Roadways | 15TH AVE S | \$ 34,737 |
| Public Services | Roadways | 1ST AVE S | \$ 33,217 |
| Public Services | Roadways | 22ND AVE N | \$ 22,708 |
| Public Services | Roadways | 3RD AVE N | \$ 33,217 |
| Public Services | Roadways | 5TH AVE N | \$ 33,217 |
| Public Services | Roadways | 6TH AVE N | \$ 33,217 |
| Public Services | Roadways | 8TH AVE N | \$ 33,210 |
| Public Services | Roadways | 9TH AVE S | \$ 33,223 |
| Public Services | Roadways | AMHERST LN | \$ 23,741 |
| Public Services | Roadways | BARNETT DR | \$ 33,567 |
| Public Services | Roadways | BARTON RD | \$ 82,773 |
| Public Services | Roadways | BRENTWOOD DR | \$ 85,857 |
| Public Services | Roadways | CARTER LN | \$ 36,603 |
| Public Services | Roadways | N A ST | \$ 20,461 |
| Public Services | Roadways | N E ST | \$ 26,994 |
| Public Services | Roadways | N K ST | \$ 43,268 |
| Public Services | Roadways | N LAKESIDE DR | \$ 46,727 |
| Public Services | Roadways | N M ST | \$ 50,328 |
| Public Services | Roadways | N PALM WAY | \$ 45,682 |
| Public Services | Roadways | PARK ST | \$ 28,823 |
| Public Services | Roadways | PARK ST | \$ 28,024 |

Exhibit F-21

| City of Lake Worth (CONT) | | | |
|------------------------------|--------------|----------------|----------------------|
| Department | Category | Project | Est. Cost |
| Public Services | Roadways | PARK ST | \$ 28,024 |
| Public Services | Roadways | PARK ST | \$ 28,024 |
| Public Services | Roadways | PARK ST | \$ 16,936 |
| Public Services | Roadways | PRINCETON DR | \$ 65,392 |
| Public Services | Roadways | S D ST | \$ 44,468 |
| Public Services | Roadways | S D ST | \$ 51,934 |
| Public Services | Roadways | S DOUGLAS ST | \$ 34,248 |
| Public Services | Roadways | S LAKESIDE DR | \$ 53,118 |
| Public Services | Roadways | S LAKESIDE DR | \$ 45,669 |
| Public Services | Roadways | S LAKESIDE DR | \$ 26,374 |
| Public Services | Roadways | S N ST | \$ 45,669 |
| Public Services | Roadways | S PALMWAY | \$ 50,228 |
| Public Services | Roadways | VERNON ST | \$ 45,013 |
| Public Services | Roadways | WASHINGTON AVE | \$ 13,971 |
| Public Services | Roadways | WELLESLEY DR | \$ 25,949 |
| Public Services | Roadways | WELLESLEY DR | \$ 11,239 |
| | Total | 409 | \$ 23,068,262 |



Town of Lantana



DEPARTMENT

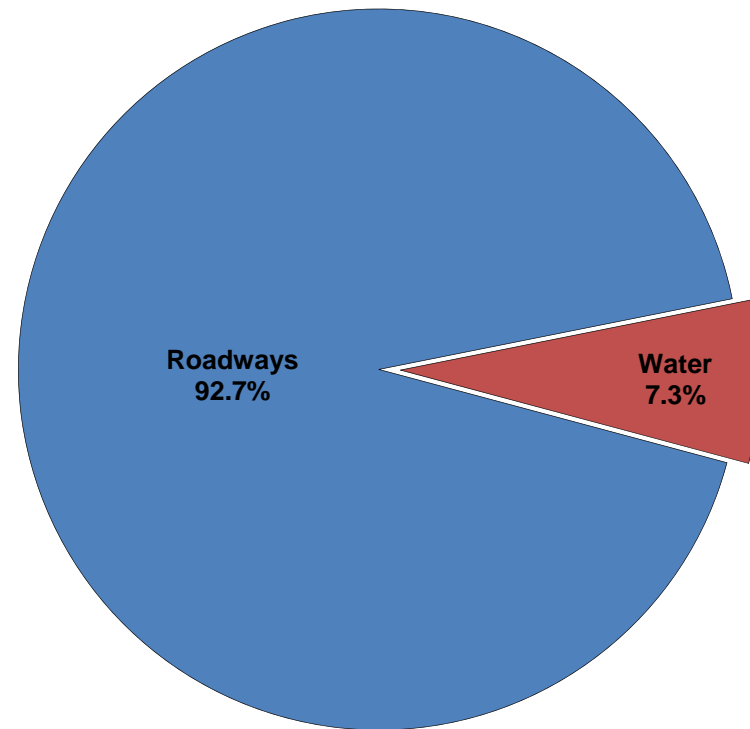
CATEGORY

Exhibit F-22

| Town of Lantana | | | |
|-----------------|--------------|---|---------------------|
| Department | Category | Project | Est. Cost |
| Public Works | Equipment | Lyman Kayak Park improvements | \$ 75,000 |
| Public Works | Pathways | Town-wide sidewalk improvements | \$ 200,000 |
| Public Works | Renovations | Renovation/Addition of Town Hall | \$ 1,250,000 |
| Public Works | Renovations | Renovation/Addition to Town Library | \$ 500,000 |
| Public Works | Renovations | 901 S. 8th St building improvements | \$ 500,000 |
| Public Works | Renovations | Improvements to beach | \$ 200,000 |
| Public Works | Renovations | Marine Safety Building renovation improvements | \$ 250,000 |
| Public Works | Renovations | Beach building renovation improvements | \$ 150,000 |
| Public Works | Roadways | Repavement of 66 lane miles of town roads | \$ 5,000,000 |
| Public Works | Roadways | Repavement of parking lots | \$ 400,000 |
| Utilities | Renovations | Improvements to master lift station building and property | \$ 400,000 |
| | Total | 11 | \$ 8,925,000 |



Town of Loxahatchee Groves



DEPARTMENT

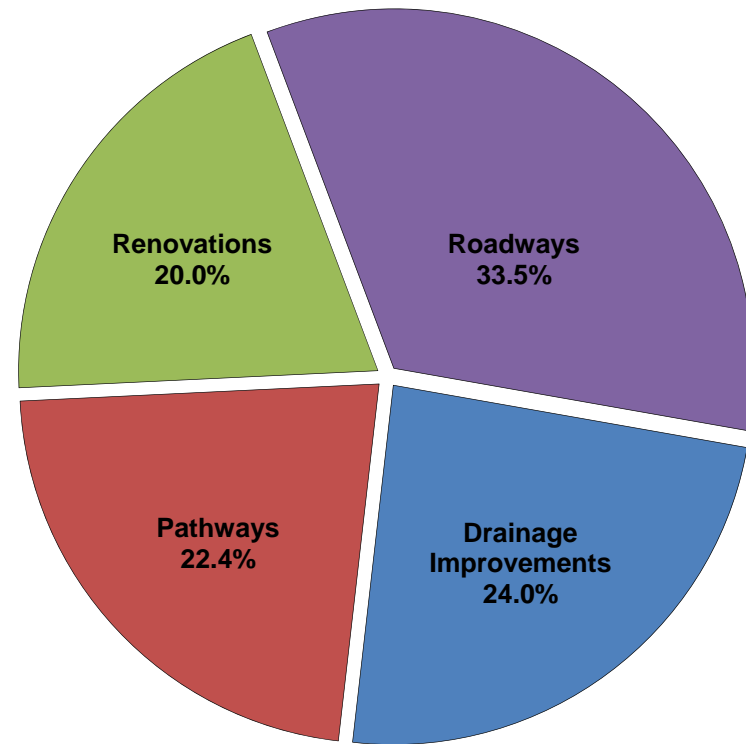
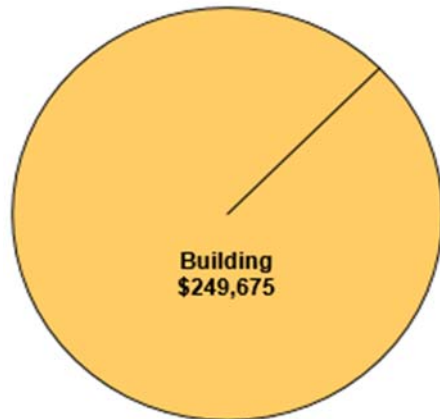
CATEGORY

Exhibit F-23

| Town of Loxahatchee Groves | | | |
|-----------------------------------|-----------------|-------------------|----------------------|
| Department | Category | Project | Est. Cost |
| Planning & Zoning | Roadways | Road Improvements | \$ 58,000,000 |
| Planning & Zoning | Water | Water Utilities | \$ 5,000,000 |
| | Total | 2 | \$ 63,000,000 |



Town of Manalapan



DEPARTMENT

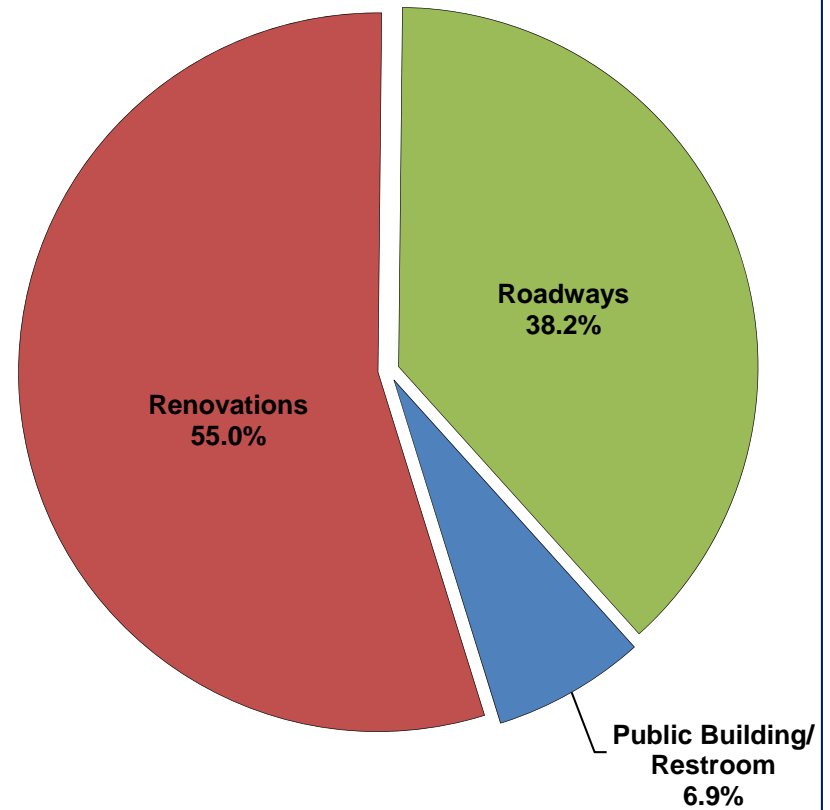
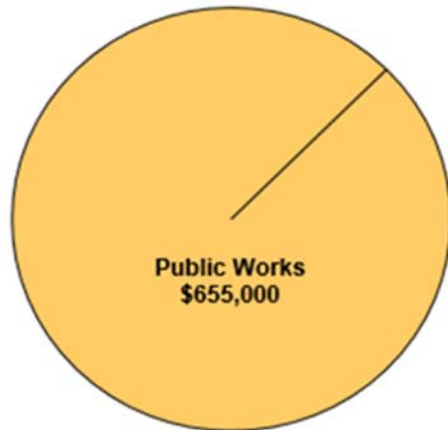
CATEGORY

Exhibit F-24

| Town of Manalapan | | | |
|--------------------------|-----------------------|--------------------------|-------------------|
| Department | Category | Project | Est. Cost |
| Building | Drainage Improvements | Regrade swales | \$ 60,000 |
| Building | Pathways | Sidewalk Replacement | \$ 56,000 |
| Building | Renovations | Impact Windows Town Hall | \$ 50,000 |
| Building | Roadways | Repave roadways | \$ 83,675 |
| | Total | 4 | \$ 249,675 |



Town of Mangonia Park



DEPARTMENT

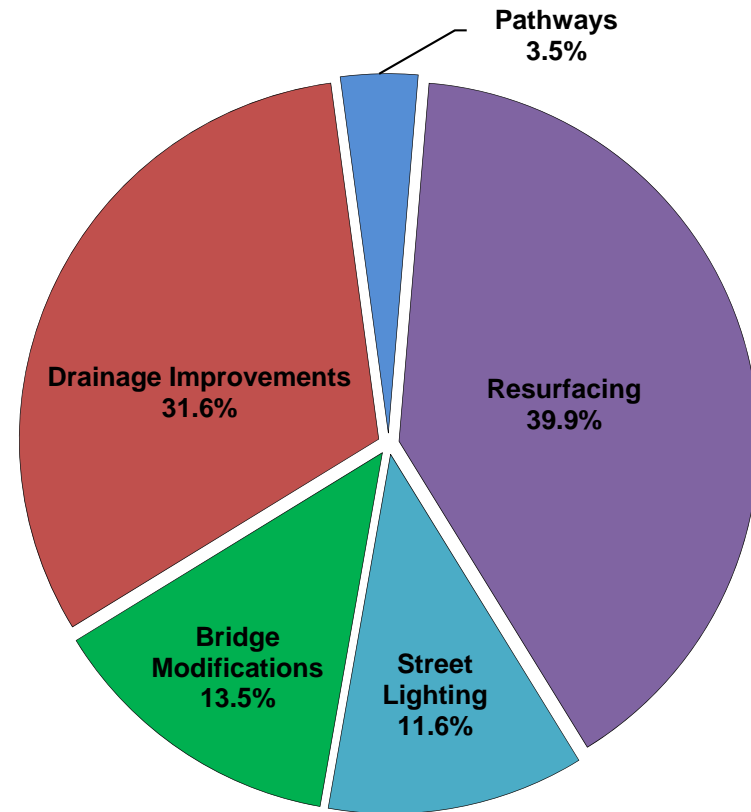
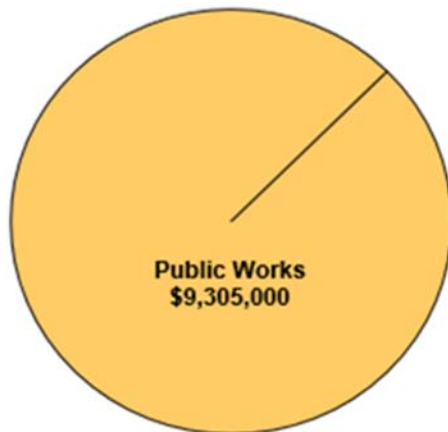
CATEGORY

Exhibit F-25

| Town of Mangonia Park | | | |
|-----------------------|--------------------------------------|---|-------------------|
| Department | Category | Project | Est. Cost |
| Public Works | Public Building/Restroom Replacement | Park Restroom Remodel | \$ 45,000 |
| Public Works | Renovations | Town Hall Modification | \$ 75,000 |
| Public Works | Renovations | Deck System Replacement | \$ 50,000 |
| Public Works | Renovations | Dugouts and Grass Infield Jackie Robinson Field | \$ 35,000 |
| Public Works | Renovations | Jackie Robinson Field Lights | \$ 175,000 |
| Public Works | Renovations | Basketball Court Resurfacing | \$ 25,000 |
| Public Works | Roadways | 53rd Street & Byrd Mawr Neighborhood Drainage | \$ 250,000 |
| | Total | 7 | \$ 655,000 |



Village of North Palm Beach



DEPARTMENT

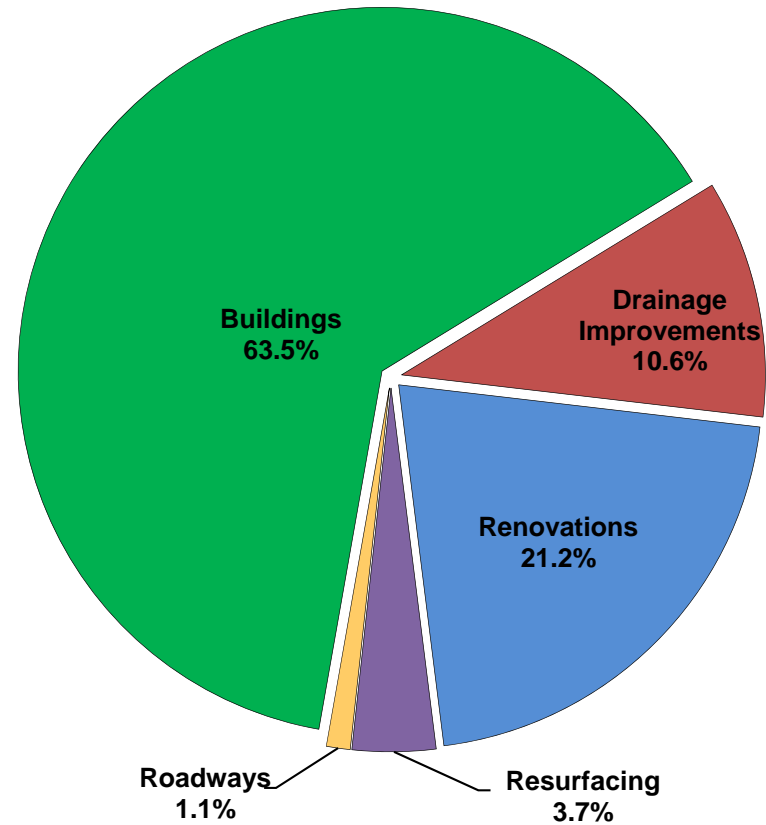
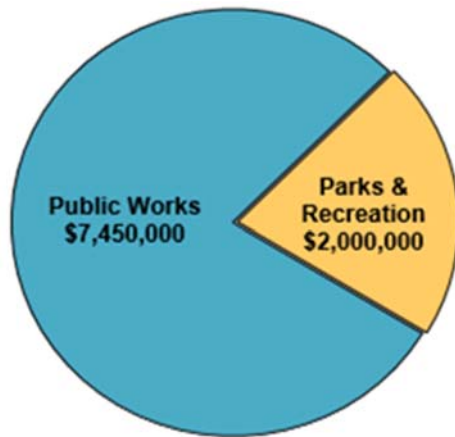
CATEGORY

Exhibit F-26

| Village of North Palm Beach | | | |
|-----------------------------|-----------------------|-----------------------|---------------------|
| Department | Category | Project | Est. Cost |
| Public Works | Bridge Modifications | Bridges | \$ 1,165,000 |
| Public Works | Drainage Improvements | Drainage Improvements | \$ 2,735,000 |
| Public Works | Pathways | Pathways | \$ 300,000 |
| Public Works | Resurfacing | Resurfacing | \$ 3,450,000 |
| Public Works | Street Lighting | Street Lighting | \$ 1,000,000 |
| | Total | 5 | \$ 8,650,000 |



City of Pahokee



DEPARTMENT

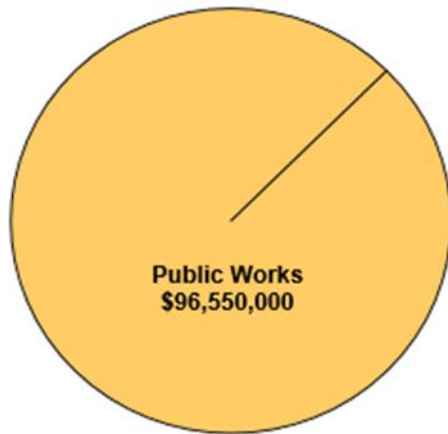
CATEGORY

Exhibit F-27

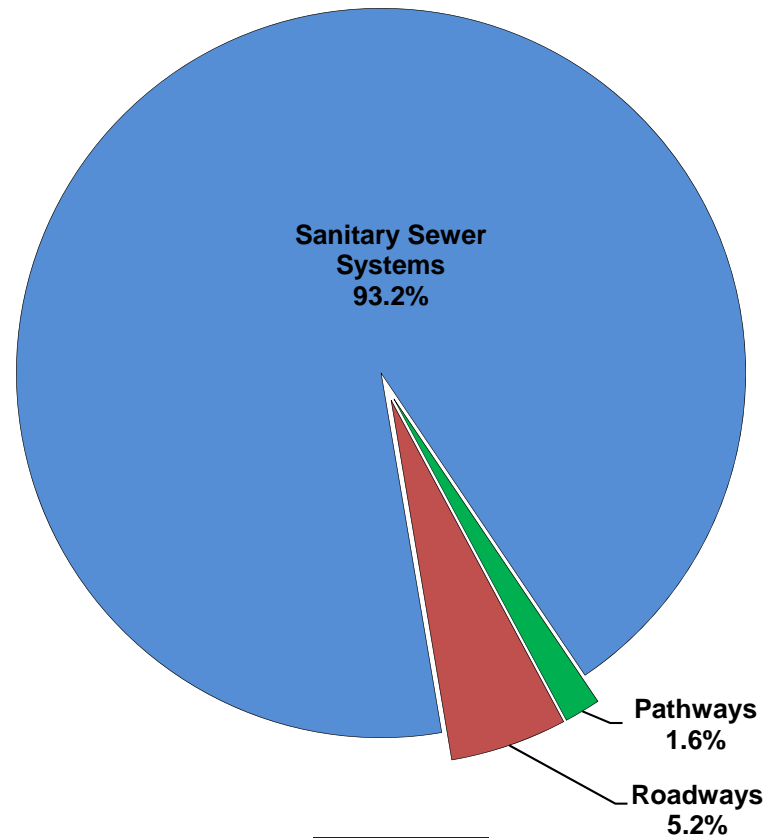
| City of Pahokee | | | |
|------------------------|-----------------------|--|---------------------|
| Department | Category | Project | Est. Cost |
| Parks & Recreation | Renovations | Renovate Parks & Rec. Facility/Campus | \$ 2,000,000 |
| Public Works | Buildings | New City Hall | \$ 4,000,000 |
| Public Works | Buildings | Public Works Facility | \$ 2,000,000 |
| Public Works | Drainage Improvements | East Lake Village Canal reconstruction | \$ 1,000,000 |
| Public Works | Resurfacing | Resurfacing | \$ 350,000 |
| Public Works | Roadways | City limits entry signage (2) | \$ 100,000 |
| | Total | 6 | \$ 9,450,000 |



Town of Palm Beach



DEPARTMENT



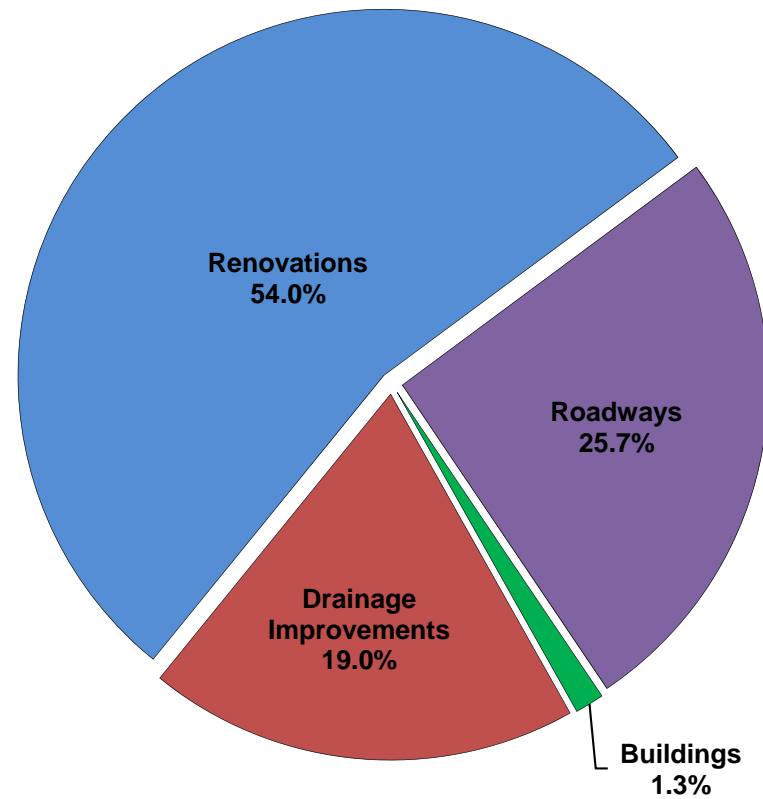
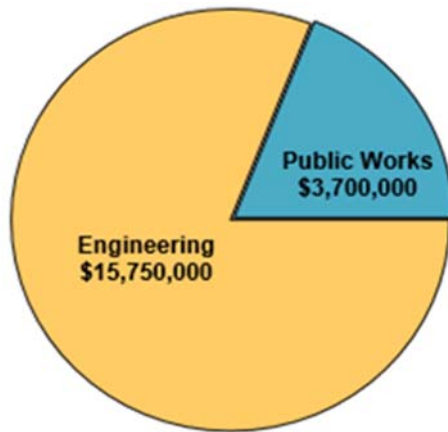
CATEGORY

Exhibit F-28

| Town of Palm Beach | | | |
|--------------------|------------------------|---------------------------------|----------------------|
| Department | Category | Project | Est. Cost |
| Public Works | Pathways | Lake Trail Improvements | \$ 950,000 |
| Public Works | Pathways | Town-wide Improvements | \$ 600,000 |
| Public Works | Roadways | Town-wide Street Paving | \$ 5,000,000 |
| Public Works | Sanitary Sewer Systems | Town-wide Underground Utilities | \$ 90,000,000 |
| | Total | 4 | \$ 96,550,000 |



City of Palm Beach Gardens



DEPARTMENT

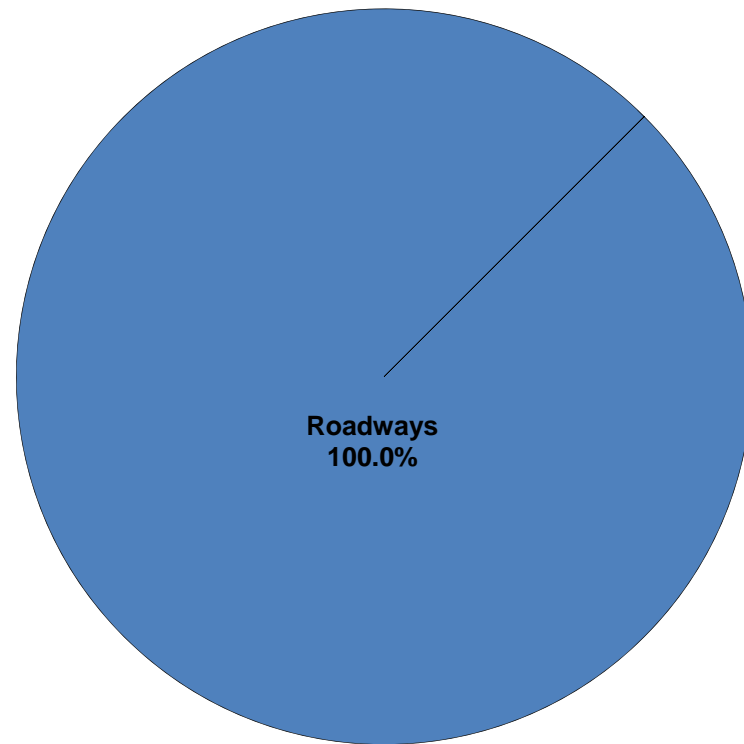
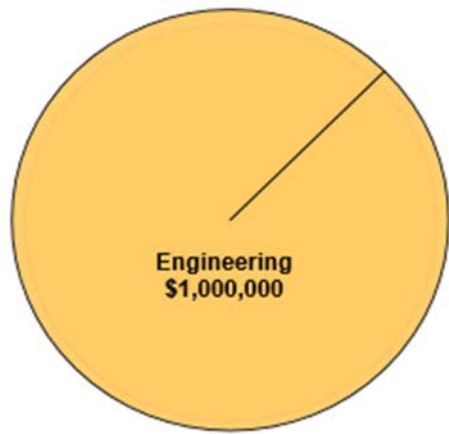
CATEGORY

Exhibit F-29

| City of Palm Beach Gardens | | | |
|----------------------------|-----------------------|--|----------------------|
| Department | Category | Project | Est. Cost |
| Engineering | Buildings | Hardened Records Facility | \$ 250,000 |
| Engineering | Renovations | Fire Station One | \$ 5,000,000 |
| Engineering | Renovations | City Park Expansion | \$ 3,500,000 |
| Engineering | Renovations | City Hall Expansion | \$ 2,000,000 |
| Engineering | Roadways | Shady Lakes Blvd. Extension | \$ 3,000,000 |
| Engineering | Roadways | Johnson Dairy Road/Military Improvements | \$ 2,000,000 |
| Public Works | Drainage Improvements | Storm Water Structures/Pipe | \$ 3,700,000 |
| | Total | 7 | \$ 19,450,000 |



Town of Palm Beach Shores



DEPARTMENT

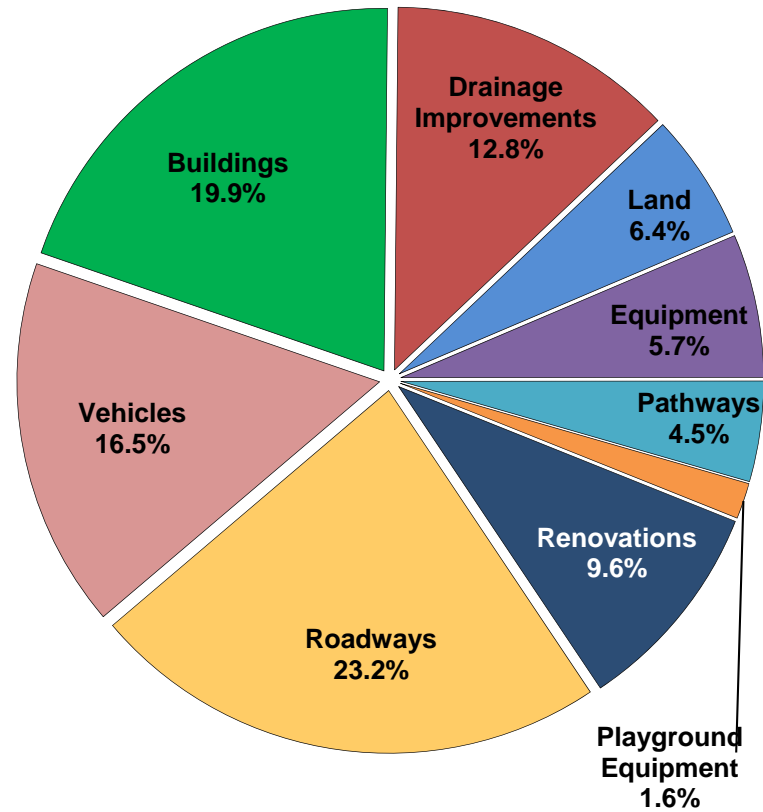
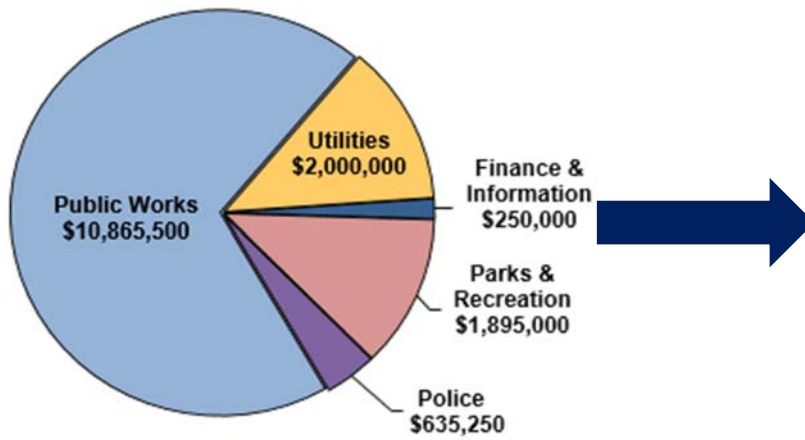
CATEGORY

Exhibit F-30

| Town of Palm Beach Shores | | | |
|----------------------------------|-----------------|---|---------------------|
| Department | Category | Project | Est. Cost |
| Engineering | Roadways | Resurface Roads & Improve Intersections | \$ 1,000,000 |
| | Total | 1 | \$ 1,000,000 |



Village of Palm Springs



DEPARTMENT

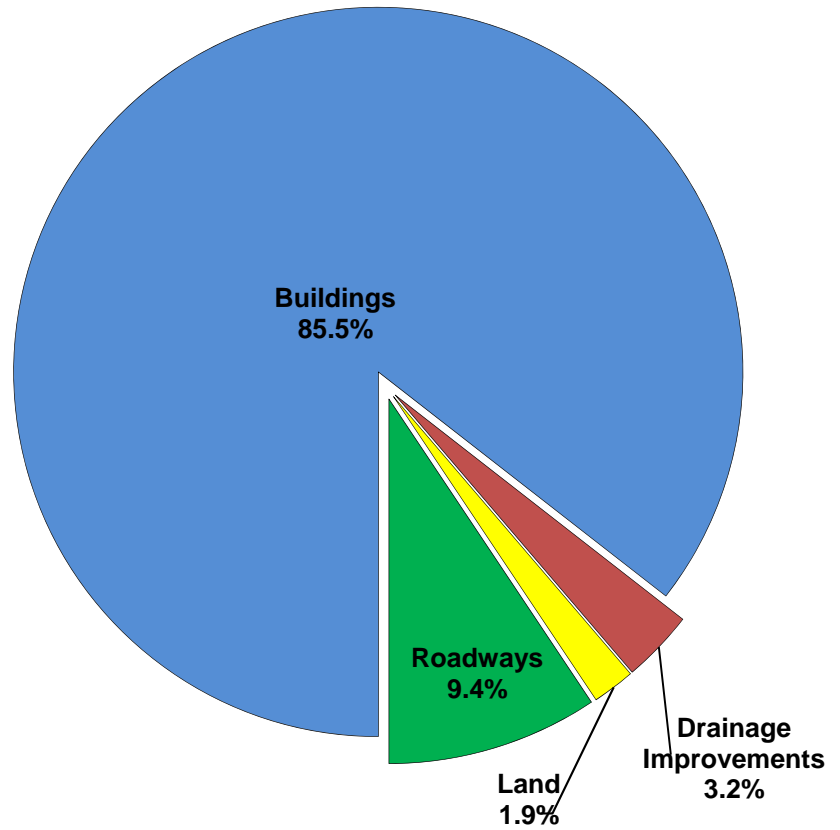
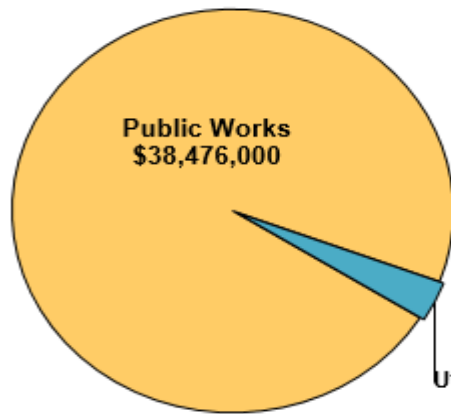
CATEGORY

Exhibit F-31

| Village of Palm Springs | | | |
|-------------------------------|----------------------------------|--|----------------------|
| Department | Category | Project | Est. Cost |
| Finance & Information Systems | Equipment | Information Technology Infrastructure | \$ 150,000 |
| Finance & Information Systems | Equipment | GIS linked government management software | \$ 100,000 |
| Parks & Recreation | Buildings | Outdoor exercise facility with shade canopy | \$ 150,000 |
| Parks & Recreation | Playground Equipment Replacement | Water playground replacement | \$ 250,000 |
| Parks & Recreation | Renovations | Playground improvements | \$ 275,000 |
| Parks & Recreation | Renovations | Park improvements | \$ 420,000 |
| Parks & Recreation | Renovations | Park land acquisition | \$ 250,000 |
| Parks & Recreation | Renovations | Ball field renovations | \$ 500,000 |
| Parks & Recreation | Renovations | Dock replacements | \$ 50,000 |
| Police | Equipment | Police car cameras | \$ 200,000 |
| Police | Equipment | Police Radios & radio system | \$ 300,250 |
| Police | Equipment | Parks video surveillance | \$ 135,000 |
| Public Works | Buildings | Remodel and equip Utility Billing office | \$ 30,000 |
| Public Works | Buildings | Police Department 2nd floor | \$ 2,625,000 |
| Public Works | Buildings | Emergency generators | \$ 155,000 |
| Public Works | Buildings | Indoor shooting range | \$ 150,000 |
| Public Works | Land | Storage for seized vehicles and evidence (includes land) | \$ 1,000,000 |
| Public Works | Pathways | Sidewalks/walking paths | \$ 700,000 |
| Public Works | Roadways | Paving unpaved streets | \$ 545,000 |
| Public Works | Roadways | Street resurfacing | \$ 1,500,000 |
| Public Works | Roadways | Congress Avenue "complete street" improvements | \$ 1,500,000 |
| Public Works | Roadways | Bike lanes, 2nd Ave North to 6 th Avenue South | \$ 30,000 |
| Public Works | Roadways | Pedestrian safety enhancements at Congress and 10th Avenue North | \$ 50,000 |
| Public Works | Vehicles | Vehicle replacement | \$ 2,392,000 |
| Public Works | Vehicles | New and replacement motorized equipment | \$ 188,500 |
| Utilities | Drainage Improvements | Drainage improvements | \$ 2,000,000 |
| | Total | 26 | \$ 15,645,750 |



City of Riviera Beach



DEPARTMENT

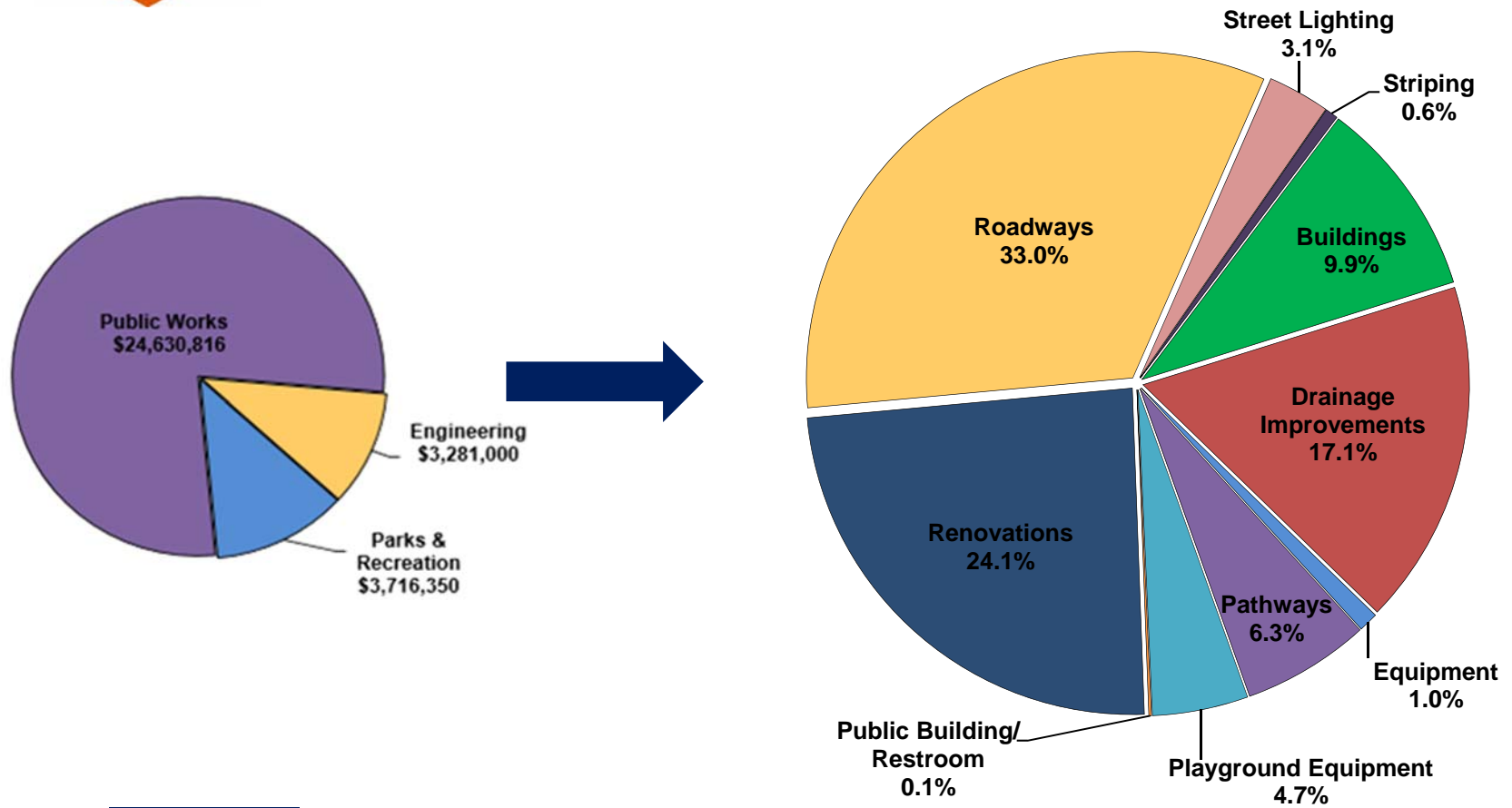
CATEGORY

Exhibit F-32

| City of Riviera Beach | | | |
|------------------------------|-----------------------|--------------------------|----------------------|
| Department | Category | Project | Est. Cost |
| Public Works | Buildings | New City Hall | \$ 15,000,000 |
| Public Works | Buildings | New Library | \$ 10,000,000 |
| Public Works | Buildings | New Fire Station #2 | \$ 4,500,000 |
| Public Works | Buildings | New Fire Station #3 | \$ 4,500,000 |
| Public Works | Land | Land for Fire Station #2 | \$ 750,000 |
| Public Works | Roadways | Roadway Connection | \$ 883,400 |
| Public Works | Roadways | Singer Island Phase II | \$ 2,842,600 |
| Utility District | Drainage Improvements | Palm Beach Isles | \$ 1,274,000 |
| | Total | 8 | \$ 39,750,000 |



Village of Royal Palm Beach



DEPARTMENT

CATEGORY

Exhibit F-33

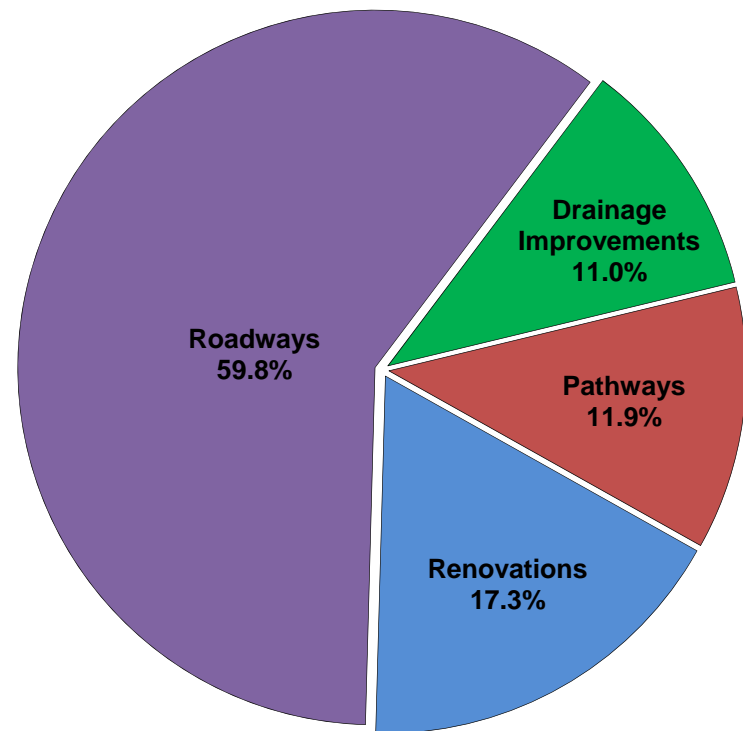
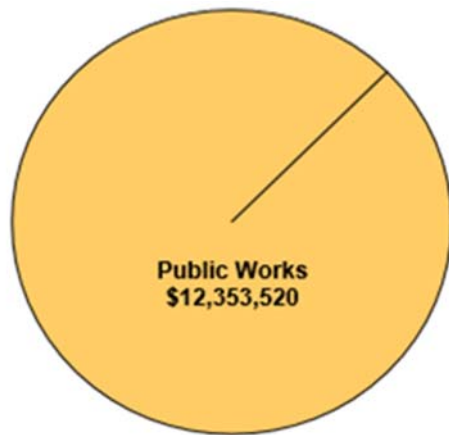
| Village of Royal Palm Beach | | | |
|-----------------------------|----------------------------------|-------------------------------------|--------------|
| Department | Category | Project | Est. Cost |
| Engineering | Buildings | Commons Amphitheatre | \$ 550,000 |
| Engineering | Buildings | Camellia Parking Lot | \$ 1,000,000 |
| Engineering | Buildings | Commons 3 Hole Golf Course | \$ 1,225,000 |
| Engineering | Buildings | Bus Shelters | \$ 36,000 |
| Engineering | Pathways | Commons N. Access/Pathway | \$ 470,000 |
| Parks & Recreation | Buildings | Commons Park Restrooms | \$ 320,000 |
| Parks & Recreation | Equipment | Park Furniture | \$ 156,000 |
| Parks & Recreation | Equipment | Park Security Cameras | \$ 150,000 |
| Parks & Recreation | Playground Equipment Replacement | Playscape | \$ 1,500,000 |
| Parks & Recreation | Renovations | Basketball/Tennis Court Repair | \$ 219,155 |
| Parks & Recreation | Renovations | Bob Marcello Park Enhancements | \$ 86,195 |
| Parks & Recreation | Renovations | ADA Access to Kayak | \$ 75,000 |
| Parks & Recreation | Renovations | Skate Park Phase II | \$ 110,000 |
| Parks & Recreation | Renovations | Commons Parking lot paving | \$ 750,000 |
| Parks & Recreation | Renovations | Sports Light replacement | \$ 350,000 |
| Public Works | Drainage Improvements | Driveway R&R Over Inline Draining | \$ 17,500 |
| Public Works | Drainage Improvements | Inline Drainage Willows Subdivision | \$ 12,500 |
| Public Works | Drainage Improvements | Storm Drain Outfall Replacement | \$ 162,000 |
| Public Works | Drainage Improvements | Inline Drainage Willows | \$ 12,500 |
| Public Works | Drainage Improvements | Village Hall Outfall Replacement | \$ 30,000 |
| Public Works | Drainage Improvements | Canal System Dredging | \$ 5,169,406 |
| Public Works | Pathways | Partridge Walkway Improv. | \$ 52,067 |
| Public Works | Pathways | Sparrow Pathway | \$ 750,116 |
| Public Works | Pathways | Village wide ADA Improv. | \$ 725,000 |

Exhibit F-33

| Village of Royal Palm Beach | | | |
|-----------------------------|--------------------------------------|---|----------------------|
| <i>(Cont)</i> | | | |
| Department | Category | Project | Est. Cost |
| Public Works | Public Building/Restroom Replacement | VH Restroom/Lobby ADA Improvements | \$ 40,000 |
| Public Works | Renovations | Windows Replacement | \$ 18,000 |
| Public Works | Renovations | Renovations Cultural Center | \$ 133,477 |
| Public Works | Renovations | Cultural Center Expansion | \$ 1,620,000 |
| Public Works | Renovations | Recreation Center Expansion | \$ 3,200,000 |
| Public Works | Renovations | Roof Replacement | \$ 793,250 |
| Public Works | Renovations | PBSO District #9 Locker Room Renovation | \$ 30,000 |
| Public Works | Renovations | A/C Replacement FOC | \$ 17,500 |
| Public Works | Renovations | Louver Cover Rec Ctr Chiller | \$ 20,000 |
| Public Works | Renovations | PBSO Lobby Hardening | \$ 107,500 |
| Public Works | Renovations | Backflow Preventer Replacement | \$ 100,000 |
| Public Works | Roadways | Road Resurfacing | \$ 10,250,000 |
| Public Works | Roadways | Street Sign R&R | \$ 200,000 |
| Public Works | Street Lighting | Okeechobee Blvd. Lighting | \$ 970,000 |
| Public Works | Striping | Street Restriping | \$ 200,000 |
| | Total | 39 | \$ 31,628,166 |



City of South Bay



DEPARTMENT

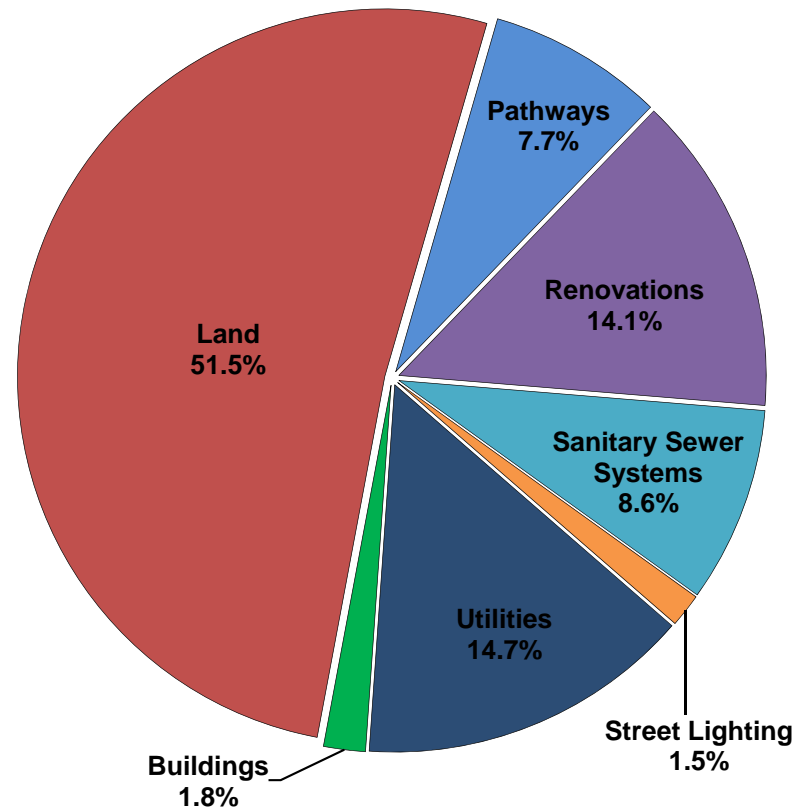
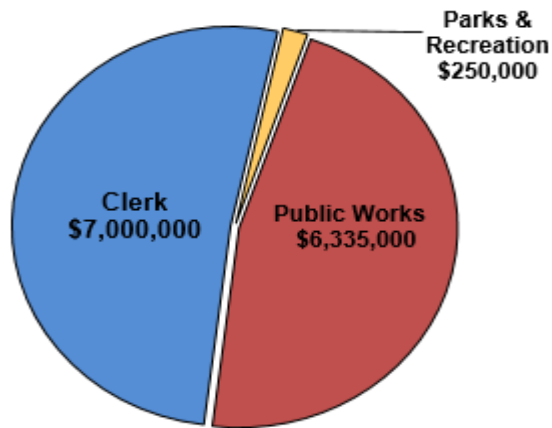
CATEGORY

Exhibit F-34

| City of South Bay | | | |
|-------------------|-----------------------|----------------------------------|----------------------|
| Department | Category | Project | Est. Cost |
| Public Works | Drainage Improvements | Storm Water Drainage Improvement | \$ 1,353,100 |
| Public Works | Pathways | Sidewalks | \$ 1,470,185 |
| Public Works | Renovations | Community Center | \$ 2,137,000 |
| Public Works | Roadways | SE 1st Ave RRR | \$ 412,605 |
| Public Works | Roadways | SE 2nd Ave RRR | \$ 412,605 |
| Public Works | Roadways | SE 3rd Ave RRR | \$ 412,605 |
| Public Works | Roadways | SE 4th Ave RRR | \$ 412,605 |
| Public Works | Roadways | SE 3rd St RRR | \$ 331,780 |
| Public Works | Roadways | NW 1st St RRR | \$ 756,840 |
| Public Works | Roadways | NW 6th Ave RRR | \$ 98,580 |
| Public Works | Roadways | NW 9th Ave RRR | \$ 332,045 |
| Public Works | Roadways | NW 10th Ave RRR | \$ 332,045 |
| Public Works | Roadways | NW 5th Ave RRR | \$ 98,580 |
| Public Works | Roadways | NW 7th Ave RRR | \$ 98,580 |
| Public Works | Roadways | NW 11th Ave RRR | \$ 332,045 |
| Public Works | Roadways | NW 2nd St RRR | \$ 662,500 |
| Public Works | Roadways | NW 12th Ave RRR | \$ 332,045 |
| Public Works | Roadways | SW 10th Ave RRR | \$ 343,705 |
| Public Works | Roadways | SW 4th Ave RRR | \$ 343,705 |
| Public Works | Roadways | SW 7th Ave RRR | \$ 343,705 |
| Public Works | Roadways | SW 6th Ave RRR | \$ 343,705 |
| Public Works | Roadways | SW 5th Ave RRR | \$ 343,705 |
| Public Works | Roadways | SW 4th Ave RRR | \$ 185,500 |
| Public Works | Roadways | SW 1st St RRR | \$ 251,750 |
| Public Works | Roadways | SW 3rd Ave RRR | \$ 212,000 |
| | Total | 25 | \$ 12,353,520 |



Town of South Palm Beach



DEPARTMENT

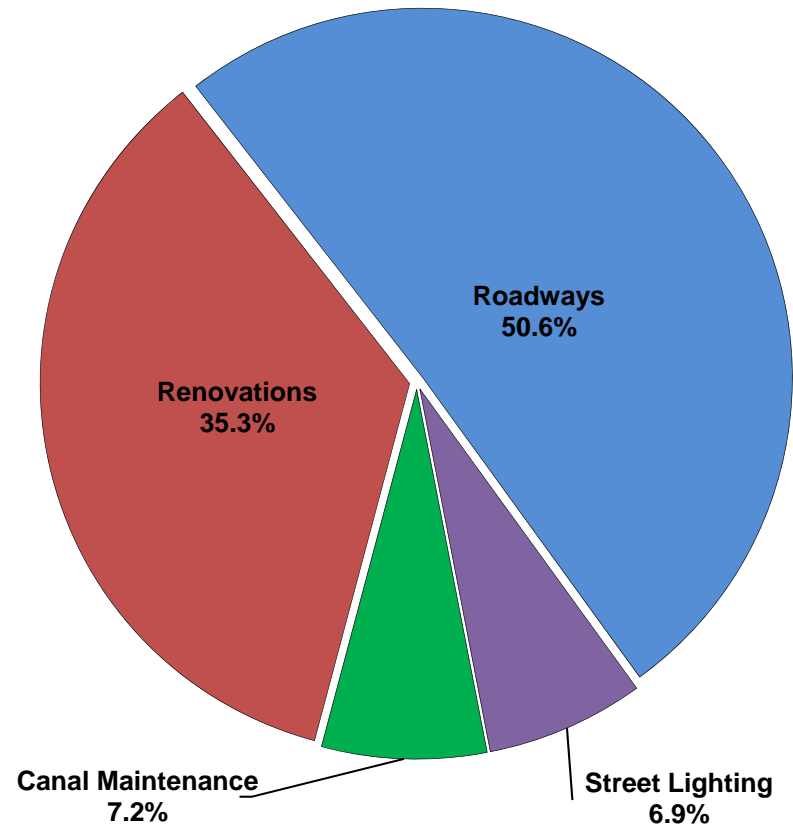
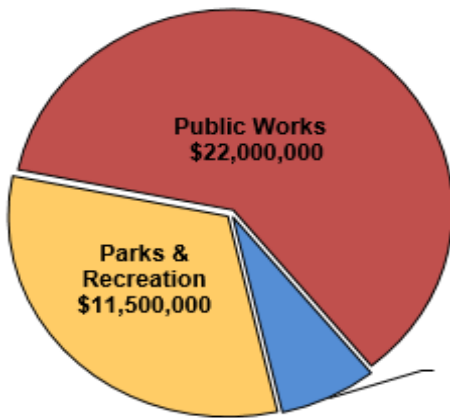
CATEGORY

Exhibit F-35

| Town of South Palm Beach | | | |
|---------------------------------|------------------------|---|----------------------|
| Department | Category | Project | Est. Cost |
| Clerk | Land | Real Property Purchase | \$ 7,000,000 |
| Parks & Recreation | Buildings | Kayak Launch | \$ 250,000 |
| Public Works | Pathways | Town Hall ADA Compliant Egress | \$ 50,000 |
| Public Works | Pathways | Recreational Trail AIA East Side | \$ 1,000,000 |
| Public Works | Renovations | Roof Replacement Lift Station Building | \$ 100,000 |
| Public Works | Renovations | Beach Re-nourishment and Groin Construction | \$ 1,600,000 |
| Public Works | Renovations | Town Entrance Sign Enhancements | \$ 50,000 |
| Public Works | Renovations | Generator Replacement Town Hall | \$ 70,000 |
| Public Works | Renovations | Generator Replacement Sanitary Lift Station | \$ 70,000 |
| Public Works | Renovations | Gasoline Fuel Tank Replacement | \$ 25,000 |
| Public Works | Sanitary Sewer Systems | Sanitary Sewer Line Replacements | \$ 645,000 |
| Public Works | Sanitary Sewer Systems | Sanitary Sewer Force Main Replacement | \$ 125,000 |
| Public Works | Sanitary Sewer Systems | Sanitary Sewer Lift Station Replacement | \$ 400,000 |
| Public Works | Street Lighting | Street Light Upgrades LED | \$ 200,000 |
| Public Works | Utilities | Power line Undergrounding | \$ 2,000,000 |
| | Total | 15 | \$ 13,585,000 |



Village of Wellington



DEPARTMENT

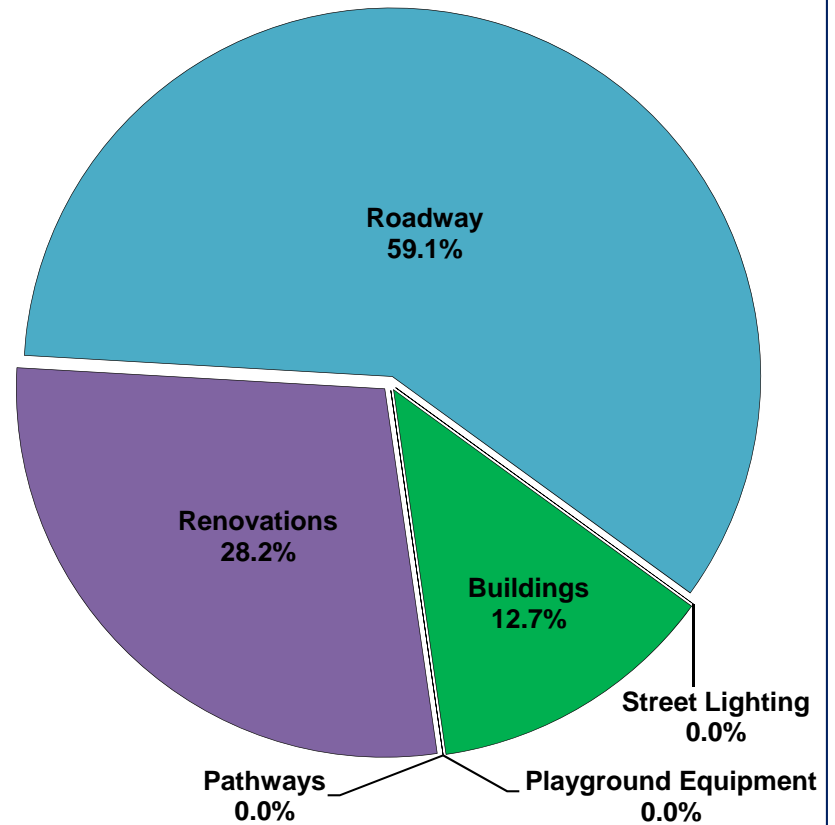
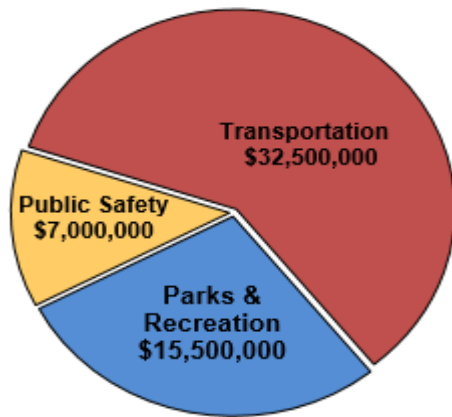
CATEGORY

Exhibit F-36

| Village of Wellington | | | |
|-----------------------|-------------------|-------------------------------------|----------------------|
| Department | Category | Project | Est. Cost |
| Engineering | Canal Maintenance | C-9 Canal Conveyance Improvements | \$ 2,600,000 |
| Parks & Recreation | Renovations | Community Park Renovation | \$ 6,500,000 |
| Parks & Recreation | Renovations | Equestrian Trail Improvements | \$ 4,000,000 |
| Parks & Recreation | Renovations | Olympia Field Renovations | \$ 1,000,000 |
| Public Works | Renovations | VP Maintenance Complex | \$ 750,000 |
| Public Works | Renovations | Wellington Environmental Preserve | \$ 500,000 |
| Public Works | Roadways | Crosswalk Upgrades - ADA Compliance | \$ 2,000,000 |
| Public Works | Roadways | Greenview Shores North Rebuild | \$ 2,750,000 |
| Public Works | Roadways | Pierson Road East Rebuild | \$ 4,250,000 |
| Public Works | Roadways | South Shore Central Rebuild | \$ 6,000,000 |
| Public Works | Roadways | Wellington Trace East Rebuild | \$ 3,250,000 |
| Public Works | Street Lighting | Streetlight Additions | \$ 2,500,000 |
| | Total | 12 | \$ 36,100,000 |



City of West Palm Beach



DEPARTMENT

CATEGORY

Exhibit F-37

| City of West Palm Beach | | | |
|-------------------------|----------------------------------|---|----------------------|
| Department | Category | Project | Est. Cost |
| Parks & Recreation | Buildings | 5 Howard Park Community Center Replacement | - |
| Parks & Recreation | Playground Equipment Replacement | 5 Palmetto Park | - |
| Parks & Recreation | Renovations | 1 Pleasant City Community Center Renovation | \$ 15,500,000 |
| Parks & Recreation | Renovations | 1 Coleman Park Community Center Expansion and Renovation | - |
| Parks & Recreation | Renovations | 1 Gaines Park New Community Center Renovation | - |
| Public Safety | Buildings | 3 South Dixie Renovation, Phase 1 Okeechobee to Albermarle | \$ 7,000,000 |
| Transportation | Pathways | 1 Broadway North Renovation 25th Street to 42nd Street | - |
| Transportation | Roadway | 3 Flagler Drive Improvements Lakeview to Banyan | \$ 32,500,000 |
| Transportation | Roadway | 5 Parker Avenue Rehabilitation Summit to Forest Hill | - |
| Transportation | Roadway | All Greenway and Multi-purpose Paths | - |
| Transportation | Roadway | All Pedestrian Safety Improvements, High Efficiency Street Lighting | - |
| Transportation | Roadway | Citywide lighting improvements for pedestrian safety and energy efficiency | - |
| Transportation | Roadway | 5 Flamingo Park Neighborhood Road Roadway Improvements | - |
| Transportation | Roadway | Rebuild various streets including Ardmore, Claremore, Biscayne, Flamingo, Kanuga, Park Pl, Penn, Palm St, Lake, Avon, Parker, Georgia, Upland, Boyd and Dock. | - |
| Transportation | Roadway | 5 El Monte Park Neighborhood Roadway Improvements. Mill and resurface Hobart, Lennox, Columbus, and Western Churchill Circle. Repair sidewalks. | - |
| Transportation | Street Lighting | All City Wide Street/Roadway Improvements | - |
| Transportation | Street Lighting | 4 Western Community Public Safety Complex Facility for Fire Station 9, public safety training, evidence storage and impound | - |
| | Total | 17 | \$ 55,000,000 |

EXHIBIT G

COUNTY PROJECTS LIST



Exhibit G-1

| Palm Beach County Projects List | | | | |
|---------------------------------|----------|----------|--|--------------|
| Department | District | Category | Project | Est. Cost |
| Engineering & Public Works | 1 | Bridges | Prosperity Farms Rd. over SFWMD C-17 Canal (934116) | \$ 2,000,000 |
| Engineering & Public Works | 3 | Bridges | 6th Ave. So. over Lake Osborne (LWDD E-4 Canal)(S Br/ East bound) (934307) | \$ 6,000,000 |
| Engineering & Public Works | 6 | Bridges | Corkscrew Blvd. over SFWMD Miami Canal (934502) | \$ 900,000 |
| Engineering & Public Works | 6 | Bridges | CR 880 (Old SR 80) Over C-51 Canal (930940) | \$ 2,700,000 |
| Engineering & Public Works | 6 | Bridges | Sam Senter Rd. over Ocean Canal (SFWMD Lat. 13 Canal) (934513) | \$ 600,000 |
| Engineering & Public Works | 6 | Bridges | Duda Rd. over SFWMD Lat. 14 Canal (Hillsboro Canal) (934519) | \$ 1,000,000 |
| Engineering & Public Works | 2 | Bridges | Congress Ave. over PBC Lat. 2 Canal (934251) | \$ 800,000 |
| Engineering & Public Works | 3 | Bridges | Florida Mango Rd. over LWDD Lat. 9 Canal (PB934337) | \$ 700,000 |
| Engineering & Public Works | 3 | Bridges | Florida Mango Rd. over LWDD Lat. 8 Canal (PB934338) | \$ 700,000 |
| Engineering & Public Works | 2 | Bridges | Belvedere Rd over E-3 canal (934205 & 934206) | \$ 1,800,000 |
| Engineering & Public Works | 3 | Bridges | Prairie Rd. over LWDD Lat. 8 Canal (PB934334) | \$ 600,000 |
| Engineering & Public Works | 3 | Bridges | Congress Ave. over LWDD Lat. 24 Canal (PB934479) | \$ 600,000 |
| Engineering & Public Works | 7 | Bridges | Wabasso Dr. over LWDD Lat. 2 Canal (934237) | \$ 700,000 |
| Engineering & Public Works | 2 | Bridges | Kudza Rd. over LWDD Lat. 8 Canal (934312) | \$ 700,000 |

Exhibit G-1

| Palm Beach County Projects List | | | | |
|--|-----------------|-----------------|--|------------------|
| <i>(Cont)</i> | | | | |
| Department | District | Category | Project | Est. Cost |
| Engineering & Public Works | 3 | Bridges | Seminole Dr. over LWDD Lat. 16 Canal (934319) | \$ 700,000 |
| Engineering & Public Works | 1 | Bridges | Jupiter Beach Rd. over Branch of ICWW (934125) | \$ 700,000 |
| Engineering & Public Works | 2 | Bridges | Summit Blvd. over C-51 Canal (934201) | \$ 10,000,000 |
| Engineering & Public Works | 7 | Bridges | Palm Beach Lakes Blvd over FEC R/R (937709) | \$ 6,000,000 |
| Engineering & Public Works | 4 | Bridges | Clint Moore Rd. over LWDD E-4 Canal (PB934426) | \$ 600,000 |
| Engineering & Public Works | 3 | Bridges | Lake Osborne Dr. over Lake Bass Canal (PB934354) | \$ 600,000 |
| Engineering & Public Works | 4 | Bridges | Barwick Rd. over LWDD Lat. 30 Canal (934455) | \$ 600,000 |
| Engineering & Public Works | 5 | Bridges | Smith Sundry Rd. over LWDD Lat. 33 Canal (PB934411) | \$ 600,000 |
| Engineering & Public Works | 4 | Bridges | East Ocean Ave. (C-812) over Hypoluxo Island Lagoon (934347) | \$ 600,000 |
| Engineering & Public Works | 6 | Bridges | CR-880 over SFWMD L-14 Canal @ 6 Mile Bend (930038) | \$ 500,000 |
| Engineering & Public Works | 6 | Bridges | CR-700 over SFWMD L-13 Canal (930085) | \$ 900,000 |
| Engineering & Public Works | 1 | Bridges | Donald Ross Rd. over Cypress Creek (N Br) (934128) | \$ 900,000 |
| Engineering & Public Works | 1 | Bridges | Donald Ross Rd. over Cypress Creek (S Br) (934129) | \$ 900,000 |
| Engineering & Public Works | 1 | Resurfacing | Northlake Blvd. from Military Trail to Beeline Hwy. | \$ 1,500,000 |

Exhibit G-1

| Palm Beach County Projects List | | | | |
|--|-----------------|-----------------|---|------------------|
| <i>(Cont)</i> | | | | |
| Department | District | Category | Project | Est. Cost |
| Engineering & Public Works | 4 | Resurfacing | Woolbright Road from Military Trail to Lawrence Road | \$ 1,000,000 |
| Engineering & Public Works | 2, 7 | Resurfacing | Haverhill Rd. from Okeechobee Blvd. to Roebuck Rd. | \$ 1,200,000 |
| Engineering & Public Works | 1 | Resurfacing | Military Trail from PGA Blvd. to Donald Ross Rd. | \$ 1,800,000 |
| Engineering & Public Works | 2 | Resurfacing | Gun Club Rd. from Jog Rd. to Congress Ave. | \$ 1,400,000 |
| Engineering & Public Works | 3 | Resurfacing | Lantana Rd. from west of SR7 to Turnpike | \$ 900,000 |
| Engineering & Public Works | 7 | Resurfacing | Lantana Rd from I-95 to US-1 | \$ 500,000 |
| Engineering & Public Works | 7 | Resurfacing | Community Dr. from Haverhill Rd. to Military Trail | \$ 200,000 |
| Engineering & Public Works | 2, 3 | Resurfacing | Military Tr. from Hypoluxo Rd. to Lake Worth Rd. | \$ 2,200,000 |
| Engineering & Public Works | 1 | Resurfacing | Pratt Whitney Rd. from Indiantown Rd. to north County line | \$ 200,000 |
| Engineering & Public Works | 3 | Resurfacing | Congress Ave. from Miner Rd. to south of Hypoluxo Rd. | \$ 600,000 |
| Engineering & Public Works | 6 | Resurfacing | Okeechobee Blvd. from Sem. Pratt Whitney Rd to Royal Palm Beach Blvd. | \$ 1,500,000 |
| Engineering & Public Works | 1 | Resurfacing | CR A1A from Donald Ross Rd. to Marcinski | \$ 300,000 |
| Engineering & Public Works | 4 | Resurfacing | Old Boynton Rd. from Knuth Rd. to Congress Ave. | \$ 200,000 |
| Engineering & Public Works | 3, 4 | Resurfacing | Lawrence Rd. from Boynton Beach Blvd. to Lantana Rd. | \$ 1,600,000 |

Exhibit G-1

| Palm Beach County Projects List | | | | |
|--|-----------------|-----------------|--|------------------|
| <i>(Cont)</i> | | | | |
| Department | District | Category | Project | Est. Cost |
| Engineering & Public Works | 4 | Resurfacing | Military Trail from County Line to Palmetto Park Rd | \$ 900,000 |
| Engineering & Public Works | 4 | Resurfacing | Woolbright Rd. from Knuth Rd to Congress Ave. | \$ 200,000 |
| Engineering & Public Works | 4, 7 | Resurfacing | Lake Ida Rd from Congress Ave to Swinton Ave. | \$ 700,000 |
| Engineering & Public Works | 5 | Resurfacing | Jog Road from Lake Ida Rd to Flavor Pict Rd. | \$ 700,000 |
| Engineering & Public Works | 2 | Resurfacing | Jog Rd. from Summit Blvd to Gun Club Rd. | \$ 400,000 |
| Engineering & Public Works | 2 | Resurfacing | Summit Blvd from Military Tr to Congress Ave. | \$ 700,000 |
| Engineering & Public Works | 4 | Resurfacing | Congress Ave. from Lake Ida Rd. to Summit Dr. | \$ 500,000 |
| Engineering & Public Works | 4 | Resurfacing | Golf Road from Military Trail to Congress Ave. | \$ 600,000 |
| Engineering & Public Works | 5 | Resurfacing | Lyons Rd from Hillsboro Canal to Boca Lago Blvd. | \$ 1,000,000 |
| Engineering & Public Works | 5 | Resurfacing | SW 18th St. from SR7 to Boca Rio Rd. | \$ 900,000 |
| Engineering & Public Works | 6 | Resurfacing | Okeechobee Blvd from Royal Palm Beach Blvd. to Wildcat Way | \$ 700,000 |
| Engineering & Public Works | 2 | Resurfacing | Pinehurst Dr. from Lake Worth Rd. to Forest Hill Blvd. | \$ 500,000 |
| Engineering & Public Works | 1 | Resurfacing | Frederick Small Rd from Central Blvd. to Military Trail | \$ 300,000 |
| Engineering & Public Works | 1 | Resurfacing | Frederick Small Rd. from Military Trail to Palmwood Rd. | \$ 200,000 |

Exhibit G-1

| Palm Beach County Projects List | | | | |
|--|-----------------|-----------------|--|------------------|
| <i>(Cont)</i> | | | | |
| Department | District | Category | Project | Est. Cost |
| Engineering & Public Works | 5 | Resurfacing | El Clair Ranch Rd from Lake Ida Rd. to Woolbright Rd. | \$ 800,000 |
| Engineering & Public Works | 7 | Resurfacing | Seacrest Blvd from Gulfstream Blvd. to Hypoluxo Rd. | \$ 2,400,000 |
| Engineering & Public Works | 3 | Resurfacing | High Ridge Road from Hypoluxo Rd to Lake Osbourne Dr | \$ 400,000 |
| Engineering & Public Works | 6 | Resurfacing | Folsom Rd from Crestwood Blvd. to Okeechobee Blvd. | \$ 300,000 |
| Engineering & Public Works | 6 | Resurfacing | Crestwood Blvd. from Folsom Rd. to Okeechobee Blvd. | \$ 700,000 |
| Engineering & Public Works | 3 | Resurfacing | Davis Road from Melaleuca Ln. to Lake Worth Rd. | \$ 200,000 |
| Engineering & Public Works | 5 | Resurfacing | Lakes of Boca Raton (residential roads) | \$ 200,000 |
| Engineering & Public Works | 2 | Resurfacing | Lakeside Green/Willow Pond Rd. (residential roads) | \$ 200,000 |
| Engineering & Public Works | 6 | Resurfacing | Cannon Gate (residential roads) | \$ 400,000 |
| Engineering & Public Works | 4 | Resurfacing | Boca Del Mar (Powerline to Palmetto) | \$ 400,000 |
| Engineering & Public Works | 3 | Resurfacing | Northtree (residential roads) | \$ 200,000 |
| Engineering & Public Works | 3 | Resurfacing | Seminole Manor (residential roads) | \$ 500,000 |
| Engineering & Public Works | 2 | Resurfacing | Cam Estates (residential roads) | \$ 500,000 |
| Engineering & Public Works | 2 | Resurfacing | Forest Hill Park, Forest Manor, Nazarene Park(residential roads) | \$ 200,000 |

Exhibit G-1

| Palm Beach County Projects List | | | | |
|--|-----------------|-----------------|---|------------------|
| <i>(Cont)</i> | | | | |
| Department | District | Category | Project | Est. Cost |
| Engineering & Public Works | 2 | Resurfacing | Belvedere Rd. from Benoist Farms to Jog Rd. | \$ 900,000 |
| Engineering & Public Works | 6 | Resurfacing | CR 880 | \$ 3,000,000 |
| Engineering & Public Works | 6 | Resurfacing | Brown's Farms Road | \$ 2,000,000 |
| Engineering & Public Works | 2, 3 | Resurfacing | Lantana Rd. from Hagen Ranch Rd. to I-95 | \$ 2,000,000 |
| Engineering & Public Works | 5 | Resurfacing | Jog Rd. from Atlantic Ave to Boynton Beach Blvd. | \$ 1,900,000 |
| Engineering & Public Works | 3 | Resurfacing | Lantana Rd. from Fla. Turnpike to Hagen Ranch Rd | \$ 300,000 |
| Engineering & Public Works | 2 | Resurfacing | Cresthaven Blvd. from Jog Rd. to Military Trail | \$ 300,000 |
| Engineering & Public Works | 2 | Resurfacing | 10Th Ave N. from Pinehurst Dr. to Haverhill Rd. | \$ 700,000 |
| Engineering & Public Works | 3 | Resurfacing | 10Th Ave N. from Congress Ave. to I-95 | \$ 400,000 |
| Engineering & Public Works | 4 | Resurfacing | Military Trail from Hillsboro Rd. to Clint Moore Rd. | \$ 2,300,000 |
| Engineering & Public Works | 3 | Resurfacing | Meleleuca Ln. from Military Trail to Davis Rd. | \$ 300,000 |
| Engineering & Public Works | 6 | Resurfacing | Orange Blvd. from Seminole Pratt Whitney Rd. to Coconut Rd. | \$ 500,000 |
| Engineering & Public Works | 6 | Resurfacing | Coconut Blvd. from Orange Blvd to Northlake Blvd | \$ 300,000 |
| Engineering & Public Works | 2, 3 | Resurfacing | Purdy Ln. from E-3 Canal to Kirk Rd. | \$ 200,000 |

Exhibit G-1

| Palm Beach County Projects List | | | | |
|--|-----------------|-----------------|---|------------------|
| <i>(Cont)</i> | | | | |
| Department | District | Category | Project | Est. Cost |
| Engineering & Public Works | 1 | Resurfacing | Randolph Siding Rd. from 110th to Jupiter Farms Rd. | \$ 200,000 |
| Engineering & Public Works | 1 | Resurfacing | Sandy Run Rd. from 120th Place N. to Jupiter Farms Rd. | \$ 300,000 |
| Engineering & Public Works | 1 | Resurfacing | Center St. from Indiantown Rd. to Alt A-1-A | \$ 300,000 |
| Engineering & Public Works | 1 | Resurfacing | Alexander Run from Randolph Siding Rd. to Indiantown Rd. | \$ 300,000 |
| Engineering & Public Works | 1 | Resurfacing | Prosperity Farms Rd. from Hood Rd. to Donald Ross Rd. | \$ 300,000 |
| Engineering & Public Works | 2 | Resurfacing | Belvedere Rd. from Jog Rd. to Haverhill Rd. | \$ 600,000 |
| Engineering & Public Works | 7 | Resurfacing | Australian Ave. from 45th St. to Blue Heron Blvd. | \$ 200,000 |
| Engineering & Public Works | 1 | Resurfacing | Old Dixie Hwy. from Alt A-1-A to County Line Rd. | \$ 300,000 |
| Engineering & Public Works | 6 | Resurfacing | Cannon Way. Loop Rd. @ Haverhill Rd. | \$ 200,000 |
| Engineering & Public Works | 1 | Resurfacing | Central Blvd. from Indian Creek Parkway to Indiantown Rd. | \$ 300,000 |
| Engineering & Public Works | 7 | Resurfacing | Garden Rd. from Bee Line Hwy. to Investment Ln. | \$ 300,000 |
| Engineering & Public Works | 7, 3 | Resurfacing | Hypoluxo Rd. from Military Trail to U.S. 1 | \$ 1,400,000 |
| Engineering & Public Works | 1 | Resurfacing | Prosperity Farms Rd. from Northlake Blvd. to Alamanda Dr. | \$ 200,000 |
| Engineering & Public Works | 2 | Resurfacing | Belvedere Rd. from Australian Ave. to U.S. 1 | \$ 600,000 |

Exhibit G-1

| Palm Beach County Projects List | | | | |
|--|-----------------|-----------------|--|------------------|
| <i>(Cont)</i> | | | | |
| Department | District | Category | Project | Est. Cost |
| Engineering & Public Works | 6 | Resurfacing | Royal Palm Beach Blvd. from 40th St. to Persimmon Blvd. | \$ 400,000 |
| Engineering & Public Works | 7 | Resurfacing | Indian / Scott / Spafford from Okeechobee Blvd. to Gardinia Ave. | \$ 200,000 |
| Engineering & Public Works | 6 | Resurfacing | Blanchette Trail from Lake Worth Rd. to Arrowhead Dr. | \$ 200,000 |
| Engineering & Public Works | 4 | Resurfacing | Old Boynton Rd. from Military Trail to Knuth Rd. | \$ 500,000 |
| Engineering & Public Works | 3 | Resurfacing | Kirk Rd. from Meleleuca Ln. to Purdy Ln. | \$ 400,000 |
| Engineering & Public Works | 4, 5 | Resurfacing | Jog Rd. from Glades Rd. to Yamato Rd. | \$ 700,000 |
| Engineering & Public Works | 4, 3, 7 | Resurfacing | Woolbright Rd. from Knuth Rd. to Federal Hwy. | \$ 600,000 |
| Engineering & Public Works | 5, 4, 7 | Resurfacing | Lake Ida Rd. from Hagen Ranch Rd. to Congress Ave. | \$ 1,200,000 |
| Engineering & Public Works | 5 | Resurfacing | El Clair Ranch Rd. from Atlantic Ave. to Boynton Beach Blvd. | \$ 700,000 |
| Engineering & Public Works | 4, 7 | Resurfacing | Congress Ave. from Clint Moore Rd. to Lake Ida Rd. | \$ 2,400,000 |
| Engineering & Public Works | 4 | Resurfacing | S.W. 18th St. from Boca Rio Rd. to Military Trail | \$ 700,000 |
| Engineering & Public Works | 5 | Resurfacing | Boca Rio Rd. from S.W. 18th St. to Glades Rd. | \$ 300,000 |
| Engineering & Public Works | 4 | Resurfacing | Old Dixie Hwy. from South County Line to Spanish River Blvd. | \$ 1,200,000 |
| Engineering & Public Works | 4, 5 | Resurfacing | Palmetto Park Rd. from Glades Rd. to Crawford Blvd. | \$ 3,700,000 |

Exhibit G-1

| Palm Beach County Projects List | | | | |
|--|-----------------|-----------------|---|------------------|
| <i>(Cont)</i> | | | | |
| Department | District | Category | Project | Est. Cost |
| Engineering & Public Works | 5 | Resurfacing | Lake Ridge Blvd. from State Rd. 7 to Yamato Rd. | \$ 200,000 |
| Engineering & Public Works | 5 | Resurfacing | Boca Chase Dr. from Waterberry Dr. to State Rd. 7 | \$ 200,000 |
| Engineering & Public Works | 5 | Resurfacing | Flavor Pict Rd. from Jog Rd. to Military Trail | \$ 200,000 |
| Engineering & Public Works | 5 | Resurfacing | Judge Winnikoff Rd. from State Rd. 7 to Glades Rd. | \$ 500,000 |
| Engineering & Public Works | 5 | Resurfacing | Ponderosa Dr. from Judge Winnikoff Rd. to Glades Rd. | \$ 300,000 |
| Engineering & Public Works | 5 | Resurfacing | Pipers Glen Blvd. from Jog Rd. to Military Trail | \$ 200,000 |
| Engineering & Public Works | 7 | Resurfacing | Palm Beach Lakes Blvd. from Okeechobee Blvd. to I-95 | \$ 400,000 |
| Engineering & Public Works | 7 | Resurfacing | Palm Beach Lakes Blvd. from I-95 to U.S. 1 | \$ 700,000 |
| Engineering & Public Works | 2 | Resurfacing | Fla Mango Rd. from Belvedere Rd. to N. of Old Okeechobee Rd. | \$ 200,000 |
| Engineering & Public Works | 7 | Resurfacing | Westgate Ave. from Military Trail to Congress Ave. | \$ 500,000 |
| Engineering & Public Works | 7 | Resurfacing | Congress Ave. from Okeechobee Blvd. to Palm Beach Lakes Blvd. | \$ 400,000 |
| Engineering & Public Works | 2 | Resurfacing | Pioneer Rd. from Dead End to Jog Rd. | \$ 200,000 |
| Engineering & Public Works | 7 | Resurfacing | Haverhill Rd. from Roebuck Rd. to 45th St. | \$ 500,000 |
| Engineering & Public Works | 5 | Resurfacing | S.W. 8th St. from S.W. 65th Ave. to Boca Rio Rd. | \$ 400,000 |

Exhibit G-1

| Palm Beach County Projects List | | | | |
|--|-----------------|-----------------|---|------------------|
| <i>(Cont)</i> | | | | |
| Department | District | Category | Project | Est. Cost |
| Engineering & Public Works | 2 | Resurfacing | Jog Rd. from Forest Hill Blvd. to Summit Blvd. | \$ 400,000 |
| Engineering & Public Works | 7 | Resurfacing | Congress Ave. from Palm Beach Lakes to 45th St. | \$ 1,000,000 |
| Engineering & Public Works | 6 | Resurfacing | Sam Center Rd. from C.R. 880 to Gator Blvd. | \$ 200,000 |
| Engineering & Public Works | 6 | Resurfacing | Tabit Rd. from Dead End to N.W. Ave G | \$ 200,000 |
| Engineering & Public Works | 6 | Resurfacing | Eldorado Dr. from Pee Hokey Dr. to Muck City Rd. | \$ 200,000 |
| Engineering & Public Works | 6 | Resurfacing | Seville St. from Pee Hokey Dr. to Muck City Rd. | \$ 200,000 |
| Engineering & Public Works | 6 | Resurfacing | Joe Louis Blvd. from Dead End to Muck City Rd. | \$ 200,000 |
| Engineering & Public Works | 6 | Resurfacing | Curlee Rd. from State Rd 80 to West Sugar House Rd. | \$ 200,000 |
| Engineering & Public Works | 6 | Resurfacing | Duda Extension from C.R. 880 to Gator Blvd. | \$ 300,000 |
| Engineering & Public Works | 6 | Resurfacing | Wedgeworth Rd. from Dead End to State Rd 880 | \$ 200,000 |
| Engineering & Public Works | 6 | Resurfacing | Rodgers Rd. from County line to E. 1.5 miles | \$ 200,000 |
| Engineering & Public Works | 6 | Resurfacing | Hatton Hwy. from Gator Blvd. to State Rd 80 | \$ 300,000 |
| Engineering & Public Works | 6 | Resurfacing | C.R. 827 from U.S. 27 to E. 2 miles | \$ 300,000 |
| Engineering & Public Works | 6 | Resurfacing | C.R 827 from C.R. 827A to North 1 Mile | \$ 200,000 |

Exhibit G-1

| Palm Beach County Projects List | | | | |
|--|-----------------|-----------------|---|------------------|
| <i>(Cont)</i> | | | | |
| Department | District | Category | Project | Est. Cost |
| Engineering & Public Works | 6 | Resurfacing | Bolles Canal from U.S. 27 to West 5 Miles | \$ 600,000 |
| Engineering & Public Works | 6 | Resurfacing | Boat Ramp Rd. from C.R. 880 to East 1 mile | \$ 200,000 |
| Engineering & Public Works | 6 | Resurfacing | Ritta Rd. from Dead End to Corkscrew Blvd. | \$ 200,000 |
| Engineering & Public Works | 6 | Resurfacing | Rodgers Rd. from County line to Miami Canal Rd. | \$ 500,000 |
| Engineering & Public Works | 6 | Resurfacing | Corkscrew Blvd. from County line to U.S. 27 | \$ 900,000 |
| Engineering & Public Works | 6 | Resurfacing | Muck City Rd. from S.R. 700 to State Market Rd. | \$ 800,000 |
| Engineering & Public Works | 6 | Resurfacing | Hooker Hwy. from Harris Rd. to S.R. 715 | \$ 600,000 |
| Engineering & Public Works | 6 | Resurfacing | Harris Rd. from Hooker Hwy. to Teddar Rd. | \$ 200,000 |
| Engineering & Public Works | 2 | Pathways | Belvedere Road canal piping and sidewalk addition (62nd Dr. N. to Haverhill park) | \$ 2,400,000 |
| Engineering & Public Works | 1 | Pathways | Center St. from Old Dixie Highway to Alt. A1A | \$ 400,000 |
| Engineering & Public Works | 1 | Pathways | Hood Road from Briarlake Dr. to W. of Turnpike | \$ 200,000 |
| Engineering & Public Works | 1 | Pathways | Indiantown Rd. from Loxahatchee River Bridge to Taylor Rd. | \$ 200,000 |
| Engineering & Public Works | 1 | Pathways | Randolph Siding Rd. from 110th Ave. N. to Jupiter Farms Rd. | \$ 400,000 |
| Engineering & Public Works | 1 | Pathways | Roan Ln. from Kenas St. to Roan Court | \$ 200,000 |

Exhibit G-1

| Palm Beach County Projects List | | | | |
|--|-----------------|-----------------|---|------------------|
| <i>(Cont)</i> | | | | |
| Department | District | Category | Project | Est. Cost |
| Engineering & Public Works | 3 | Pathways | Seminole Dr. from Lantana Rd. to Tallulah Rd. | \$ 500,000 |
| Engineering & Public Works | 4 | Pathways | SW 18th St. from Via De Sonrisa Del Sur to Military Trail | \$ 700,000 |
| Engineering & Public Works | 7 | Striping | Sections of Australian Avenue | \$ 325,000 |
| Engineering & Public Works | 3, 4, 7 | Striping | Sections of Congress Avenue | \$ 800,000 |
| Engineering & Public Works | 2, 3, 7 | Striping | Sections of Haverhill Road | \$ 400,000 |
| Engineering & Public Works | 3, 7 | Striping | Sections of Hypoluxo Road | \$ 275,000 |
| Engineering & Public Works | 1 | Striping | Sections of Indiantown Road | \$ 375,000 |
| Engineering & Public Works | 2, 3, 5 | Striping | Sections of Jog Road | \$ 1,100,000 |
| Engineering & Public Works | 2, 3 | Striping | Sections of Lantana Road | \$ 375,000 |
| Engineering & Public Works | CW | Striping | Sections of Military Trail | \$ 900,000 |
| Engineering & Public Works | 7 | Striping | Sections of Seacrest Blvd. | \$ 200,000 |
| Engineering & Public Works | CW | Striping | Sections of Old Dixie Hwy. | \$ 375,000 |
| Engineering & Public Works | 4, 5 | Striping | Sections of Palmetto Park Road | \$ 275,000 |
| Engineering & Public Works | 3, 5 | Striping | Sections of Lyons Road | \$ 600,000 |

Exhibit G-1

| Palm Beach County Projects List | | | | |
|--|-----------------|-----------------|------------------------------------|------------------|
| <i>(Cont)</i> | | | | |
| Department | District | Category | Project | Est. Cost |
| Engineering & Public Works | 4, 5 | Striping | Sections of Yamato Road | \$ 175,000 |
| Engineering & Public Works | 4, 5 | Striping | Sections of Clint Moore Road | \$ 200,000 |
| Engineering & Public Works | 4, 5 | Striping | Sections of Linton Blvd. | \$ 175,000 |
| Engineering & Public Works | 4, 5 | Striping | Sections of Lake Ida Road | \$ 175,000 |
| Engineering & Public Works | 3, 5 | Striping | Sections of Hagen Ranch Road | \$ 275,000 |
| Engineering & Public Works | 7 | Striping | Sections of 45th Street | \$ 175,000 |
| Engineering & Public Works | 2, 6, 7 | Striping | Sections of Okeechobee Blvd. | \$ 200,000 |
| Engineering & Public Works | 7 | Striping | Sections of Palm Beach Lakes Blvd. | \$ 100,000 |
| Engineering & Public Works | 3, 4, 5 | Striping | Sections of Woolbright Road | \$ 200,000 |
| Engineering & Public Works | 3 | Striping | Sections of Gateway Blvd. | \$ 200,000 |
| Engineering & Public Works | 3, 4 | Striping | Sections of Lawrence Road | \$ 200,000 |
| Engineering & Public Works | 2, 3 | Striping | Sections of 10th Avenue North | \$ 200,000 |
| Engineering & Public Works | 2 | Striping | Sections of Summit Blvd. | \$ 200,000 |
| Engineering & Public Works | 2, 7 | Striping | Sections of Belvedere Road | \$ 325,000 |

Exhibit G-1

| Palm Beach County Projects List | | | | |
|--|-----------------|-----------------|--------------------------------------|------------------|
| <i>(Cont)</i> | | | | |
| Department | District | Category | Project | Est. Cost |
| Engineering & Public Works | 1 | Striping | Sections of Donald Ross Road | \$ 200,000 |
| Engineering & Public Works | 1 | Signals | Donald Ross Road & Military Trail | \$ 400,000 |
| Engineering & Public Works | 7, 2 | Signals | Okeechobee Blvd. & Haverhill Road | \$ 500,000 |
| Engineering & Public Works | 3 | Signals | Lantana Road & Congress Avenue | \$ 400,000 |
| Engineering & Public Works | 3 | Signals | Hypoluxo Road & Military Trail | \$ 400,000 |
| Engineering & Public Works | 4, 5 | Signals | Boynton Beach Blvd. & Military Trail | \$ 400,000 |
| Engineering & Public Works | 4, 5 | Signals | Atlantic Avenue & Military Trail | \$ 400,000 |
| Engineering & Public Works | 7 | Signals | Blue Heron Blvd. & Riviera FS # 2 | \$ 400,000 |
| Engineering & Public Works | 4, 5 | Signals | Old Boynton & Military Trail | \$ 400,000 |
| Engineering & Public Works | 7 | Signals | Okeechobee Blvd. & Sapodilla Avenue | \$ 500,000 |
| Engineering & Public Works | 7 | Signals | Okeechobee Blvd. & Quadrille Blvd. | \$ 500,000 |
| Engineering & Public Works | 7 | Signals | 15th Street & Tamarind Avenue | \$ 500,000 |
| Engineering & Public Works | 7 | Signals | Boynton Beach Blvd. & Seacrest Blvd. | \$ 400,000 |
| Engineering & Public Works | 3 | Signals | Le Chalet Blvd. & Military Trail | \$ 400,000 |

Exhibit G-1

| Palm Beach County Projects List | | | | |
|--|-----------------|-----------------|---|------------------|
| <i>(Cont)</i> | | | | |
| Department | District | Category | Project | Est. Cost |
| Engineering & Public Works | 4 | Signals | Atlantic Avenue & Hamlet Drive | \$ 400,000 |
| Engineering & Public Works | 2 | Signals | Summit Blvd. & Haverhill Road | \$ 400,000 |
| Engineering & Public Works | 5 | Signals | Cascades Isle Blvd. & Jog Road | \$ 400,000 |
| Engineering & Public Works | 7 | Signals | Okeechobee Blvd. & Military Trail | \$ 600,000 |
| Engineering & Public Works | 6 | Signals | Southern Blvd/SR 80 (Big Blue Tr to Royal Palm Beach Blvd.) | \$ 400,000 |
| Engineering & Public Works | 7 | Signals | 45th Street (Military Tr. to Broadway) | \$ 400,000 |
| Engineering & Public Works | 1, 7 | Signals | Blue Heron Blvd. (Military Tr. To Broadway) | \$ 400,000 |
| Engineering & Public Works | 5 | Signals | SR 7 (Glades to SW 18th Avenue) | \$ 300,000 |
| Engineering & Public Works | 2, 3, 6 | Signals | Forest Hill Blvd. (South Shore Blvd. to I-95) | \$ 500,000 |
| Engineering & Public Works | 3, 4, 5 | Signals | Boynton Beach Blvd. (SR7 to I-95) | \$ 500,000 |
| Engineering & Public Works | 4, 5, 7 | Signals | W. Atlantic Avenue (Lyons Rd. to Congress Ave) | \$ 400,000 |
| Engineering & Public Works | 1,2,3,4, 7 | Signals | Mostly along US-1/Dixie Highway | \$ 500,000 |
| Engineering & Public Works | CW | Signals | Network Routers | \$ 500,000 |
| Engineering & Public Works | CW | Signals | Video Detection (80 +/- intersection) | \$ 2,200,000 |

Exhibit G-1

| Palm Beach County Projects List (Cont) | | | | |
|---|----------|-----------------|--|--------------|
| Department | District | Category | Project | Est. Cost |
| Engineering & Public Works | CW | Signals | Various Other TSMO Locations | \$ 1,000,000 |
| Engineering & Public Works | CW | Signals | School Zone System Upgrade | \$ 500,000 |
| Engineering & Public Works | 6, 3 | Street Lighting | SR-7 High Mast Towers Rehab (Hypoluxo to N. of Lake Worth Rd.) | \$ 500,000 |
| Engineering & Public Works | 6 | Street Lighting | Belvedere Homes | \$ 180,000 |
| Engineering & Public Works | 3 | Street Lighting | San Castle | \$ 180,000 |
| Engineering & Public Works | 2 | Street Lighting | Southern Blvd. Pines / Wallis Rd. west | \$ 180,000 |
| Engineering & Public Works | 1 | Street Lighting | Limestone Creek | \$ 180,000 |
| Engineering & Public Works | 3 | Street Lighting | Ranch Haven/Laura Lane | \$ 180,000 |
| Engineering & Public Works | 1 | Street Lighting | Pleasant Ridge | \$ 180,000 |
| Engineering & Public Works | 3, 2 | Street Lighting | 10th Avenue North (Haverhill Road to Kirk Road) | \$ 40,000 |
| Engineering & Public Works | 2, 6 | Street Lighting | Belvedere Road (Royal Palm Beach City Limits to Haverhill City Limits) | \$ 175,000 |
| Engineering & Public Works | 5, 4 | Street Lighting | Boynton Beach Blvd. (Turnpike to Knuth Road) | \$ 250,000 |
| Engineering & Public Works | 7 | Street Lighting | Community Drive (Haverhill Road to Military Trail) | \$ 30,000 |
| Engineering & Public Works | 2, 7 | Street Lighting | Congress Avenue (Okeechobee Blvd. to Belvedere Road) | \$ 70,000 |

Exhibit G-1

| Palm Beach County Projects List | | | | |
|--|-----------------|-----------------|---|------------------|
| <i>(Cont)</i> | | | | |
| Department | District | Category | Project | Est. Cost |
| Engineering & Public Works | 2 | Street Lighting | Congress Avenue (Gun Club Road to Summit Blvd.) | \$ 35,000 |
| Engineering & Public Works | 3 | Street Lighting | Congress Avenue (Lantana Road to Hypoluxo Road) | \$ 65,000 |
| Engineering & Public Works | 2 | Street Lighting | Forest Hill Blvd. (Turnpike to Pinehurst Drive) | \$ 75,000 |
| Engineering & Public Works | 2 | Street Lighting | Forest Hill Blvd. (Jog Road to Military Trail) | \$ 75,000 |
| Engineering & Public Works | 3 | Street Lighting | Gateway Blvd. (Military Trail to Windward Passage Drive) | \$ 45,000 |
| Engineering & Public Works | 5 | Street Lighting | Glades Road (SR7 to Boca Rio Road) | \$ 150,000 |
| Engineering & Public Works | 2 | Street Lighting | Gun Club Road (Bosque Blvd. to Congress Avenue) | \$ 120,000 |
| Engineering & Public Works | 2, 7 | Street Lighting | Haverhill Road (West Palm Beach City Limits to Haverhill City Limits) | \$ 175,000 |
| Engineering & Public Works | 2 | Street Lighting | Haverhill Road (SR80 to Lake Worth Road) | \$ 250,000 |
| Engineering & Public Works | 3 | Street Lighting | Hypoluxo Road (Hagen Ranch Road to I-95) | \$ 275,000 |
| Engineering & Public Works | 2 | Street Lighting | Jog Road (Okeechobee Blvd. to Belvedere Road) | \$ 75,000 |
| Engineering & Public Works | 2 | Street Lighting | Jog Road (Belvedere Road to SR80) | \$ 120,000 |
| Engineering & Public Works | 2 | Street Lighting | Jog Road (SR80 to Forest Hill Blvd.) | \$ 120,000 |
| Engineering & Public Works | 3, 5 | Street Lighting | Jog Road (Gateway Blvd. to Woolbright Road) | \$ 135,000 |

Exhibit G-1

| Palm Beach County Projects List | | | | |
|--|-----------------|-----------------|---|------------------|
| <i>(Cont)</i> | | | | |
| Department | District | Category | Project | Est. Cost |
| Engineering & Public Works | 5 | Street Lighting | Jog Road (Lake Ida Road to Old Clint Moore Road) | \$ 170,000 |
| Engineering & Public Works | 6, 2 | Street Lighting | Lake Worth Road (SR7 - Jog Road) | \$ 225,000 |
| Engineering & Public Works | 2, 3 | Street Lighting | Lantana Road (Turnpike to High Ridge Road) | \$ 260,000 |
| Engineering & Public Works | 5 | Street Lighting | Linton Blvd. (Military Trail to Jog Road) | \$ 70,000 |
| Engineering & Public Works | 5 | Street Lighting | Lyons Road (Clint Moore Road to Broward County Line) | \$ 235,000 |
| Engineering & Public Works | 2, 3 | Street Lighting | Melalueca Lane (Greenacres City Limits to Kirk Road) | \$ 65,000 |
| Engineering & Public Works | 1 | Street Lighting | Military Trail (Northlake Blvd. to Leo Lane) | \$ 75,000 |
| Engineering & Public Works | 7, 3, 2 | Street Lighting | Military Trail (Okeechobee Blvd. to Lake Worth Road) | \$ 335,000 |
| Engineering & Public Works | 2, 3, 4, 5 | Street Lighting | Military Trail (Lake Worth Road to Clint Moore Road) | \$ 750,000 |
| Engineering & Public Works | 1 | Street Lighting | Northlake Blvd. (Kelso Drive to Military Trail) | \$ 50,000 |
| Engineering & Public Works | 2, 7 | Street Lighting | Okeechobee Blvd. (Turnpike to West Palm Beach City Limits | \$ 175,000 |
| Engineering & Public Works | 5, 4 | Street Lighting | Palmetto Park (University Blvd. to Military Trail) | \$ 385,000 |
| Engineering & Public Works | 7 | Street Lighting | Seacrest Blvd. (Hypoluxo Road to Mentone Road) | \$ 30,000 |
| Engineering & Public Works | 2, 3 | Street Lighting | Summit Blvd. (Jog Road to C-51 Canal) | \$ 175,000 |

Exhibit G-1

| Palm Beach County Projects List | | | | |
|--|-----------------|-----------------|--|------------------|
| <i>(Cont)</i> | | | | |
| Department | District | Category | Project | Est. Cost |
| Engineering & Public Works | 5 | Street Lighting | SW 18th Street (SR7 to Turnpike) | \$ 100,000 |
| Engineering & Public Works | 5 | Street Lighting | West Atlantic Avenue (Turnpike to Military Trail) | \$ 135,000 |
| Engineering & Public Works | 4, 5 | Street Lighting | Yamato Road (SR7 to Boca City Limits) | \$ 85,000 |
| Engineering & Public Works | 5 | Street Lighting | Boca Chase Drive (Cain Blvd. to 102 Way South) | \$ 6,000 |
| Engineering & Public Works | 5 | Street Lighting | Boynton Beach Blvd. (SR7 to Turnpike) | \$ 125,000 |
| Engineering & Public Works | 5 | Street Lighting | Clint Moore Road (SR7 to Turnpike) | \$ 150,000 |
| Engineering & Public Works | 1 | Street Lighting | Donald Ross Road (Jog Road Roundabout to 64th Drive North) | \$ 65,000 |
| Engineering & Public Works | 3 | Street Lighting | Gateway Blvd. (Lawrence Road to Savannah Lakes Drive) | \$ 45,000 |
| Engineering & Public Works | 2 | Street Lighting | Gun Club Road (Kirk Road to Congress Avenue) | \$ 50,000 |
| Engineering & Public Works | 5 | Street Lighting | Hagen Ranch Road (Boynton Beach Blvd. to W. Atlantic Avenue) | \$ 135,000 |
| Engineering & Public Works | 3 | Street Lighting | Hypoluxo Road (SR7 to Hagen Ranch Road) | \$ 155,000 |
| Engineering & Public Works | 3 | Street Lighting | Jog Road (Hypoluxo Road to Joe de Long Blvd.) | \$ 80,000 |
| Engineering & Public Works | 5 | Street Lighting | Jog Road (Woolbright Road to Lake Ida Road) | \$ 170,000 |
| Engineering & Public Works | 2, 3 | Street Lighting | Lantana Road (SR7 to Jog Road) | \$ 185,000 |

Exhibit G-1

| Palm Beach County Projects List | | | | |
|--|-----------------|-----------------|---|------------------|
| <i>(Cont)</i> | | | | |
| Department | District | Category | Project | Est. Cost |
| Engineering & Public Works | 6 | Street Lighting | Lake Worth Road (Wellington City Limits to SR7) | \$ 70,000 |
| Engineering & Public Works | 2 | Street Lighting | Lake Worth Road (at Pinehurst Drive) | \$ 6,000 |
| Engineering & Public Works | 3, 4 | Street Lighting | Lawrence Road (Gateway Blvd. to Boynton Beach Blvd.) | \$ 60,000 |
| Engineering & Public Works | 3 | Street Lighting | Lawrence Road (Hypoluxo Road to Miner Road) | \$ 70,000 |
| Engineering & Public Works | 3, 5 | Street Lighting | Lyons Road (Lantana Road to Boynton Beach Blvd) | \$ 285,000 |
| Engineering & Public Works | 7 | Street Lighting | Military Trail (Waditika Way to Okeechobee Blvd.) | \$ 170,000 |
| Engineering & Public Works | 4 | Street Lighting | Military Trail (Camino Real Road to S.W. 18th Street) | \$ 50,000 |
| Engineering & Public Works | 1, 6 | Street Lighting | Northlake Blvd. (Coconut Blvd. to Ibis) | \$ 115,000 |
| Engineering & Public Works | 2, 6 | Street Lighting | Okeechobee Blvd. (SR7 to Turnpike) | \$ 155,000 |
| Engineering & Public Works | 4, 5 | Street Lighting | Powerline Road (south of Glades Road to Broward County Line) | \$ 120,000 |
| Engineering & Public Works | 6 | Street Lighting | Seminole Pratt Whitney Road (Sycamore Drive to Whitton Drive) | \$ 150,000 |
| Engineering & Public Works | 6 | Street Lighting | Seminole Pratt Whitney Road (Whitton Drive to SR80) | \$ 95,000 |
| Engineering & Public Works | 4 | Street Lighting | S.W. 18 Street (East and West of Powerline Road) | \$ 35,000 |
| Engineering & Public Works | 7 | Street Lighting | Westgate Avenue (Military Trail to Congress Avenue) | \$ 60,000 |

Exhibit G-1

| Palm Beach County Projects List | | | | |
|--|-----------------|-----------------|--|------------------|
| <i>(Cont)</i> | | | | |
| Department | District | Category | Project | Est. Cost |
| Engineering & Public Works | 4, 5 | Street Lighting | Woolbright Road (Hagen Ranch Road to Knuth Road) | \$ 240,000 |
| Engineering & Public Works | 2, 3, 5, 6 | Street Lighting | Discretionary Projects - (438 lights) | \$ 653,000 |
| Engineering & Public Works | 2 | Street Lighting | Australian Ave. and Congress @ SR-80 Flyover / Ramps | \$ 60,000 |
| Engineering & Public Works | 1 | Street Lighting | Beeline Hwy. @ Pratt Whitney Rd & Pratt's main entrance | \$ 21,000 |
| Engineering & Public Works | 5 | Street Lighting | Lake Ida and Via Flora Roundabout | \$ 5,000 |
| Engineering & Public Works | 3 | Street Lighting | Hagen Ranch Rd. & Gateway/Aberdeen Lakes Dr. Roundabout | \$ 5,000 |
| Engineering & Public Works | 3 | Street Lighting | Jog Rd. (Joe DeLong Blvd. to Gateway) | \$ 24,000 |
| Engineering & Public Works | 3, 6 | Street Lighting | SR-7 (Whitehorse Dr. to Hypoluxo Rd.) | \$ 106,000 |
| Engineering & Public Works | 5 | Street Lighting | SR-7 @ Boynton Beach Blvd. | \$ 20,000 |
| Engineering & Public Works | 5 | Street Lighting | SR-7 @ Atlantic Ave. | \$ 12,000 |
| Engineering & Public Works | 5 | Street Lighting | SR-7 (north of Clint Moore Rd. to north of Glades Rd.) | \$ 116,000 |
| Engineering & Public Works | 5 | Street Lighting | SR-7 (north of Glades Rd. to Broward County Line) | \$ 95,000 |
| Engineering & Public Works | 2, 7 | Street Lighting | Southern Blvd. (west of Turnpike to Gem Lake intersection) | \$ 325,000 |
| Engineering & Public Works | 2 | Street Lighting | Southern Blvd. (Sunshine Rd. to west of Turnpike) | \$ 112,000 |

Exhibit G-1

| Palm Beach County Projects List | | | | |
|--|-----------------|-----------------------|--|------------------|
| <i>(Cont)</i> | | | | |
| Department | District | Category | Project | Est. Cost |
| Engineering & Public Works | 2, 7 | Street Lighting | Military Trail north of Southern Blvd. | \$ 17,000 |
| Engineering & Public Works | 5 | Street Lighting | W. Atlantic (Starkey Rd. to west of FL Turnpike) | \$ 5,000 |
| Engineering & Public Works | 3 | Street Lighting | Hypoluxo Rd. bridge over FL TP | \$ 30,000 |
| Engineering & Public Works | CW | Street Lighting | Isolated locations (400 Lights) | \$ 367,000 |
| Engineering & Public Works | 6 | Canal Bank | CR 880 Canal Bank Stabilization | \$ 5,000,000 |
| Engineering & Public Works | 7 | Canal Piping | Belvedere Rd. Canal Piping | \$ 1,000,000 |
| Engineering & Public Works | 7 | Drainage Improvements | Seminole Colony west (Okeechobee/Military) | \$ 1,000,000 |
| Engineering & Public Works | 7 | Drainage Improvements | Seminole Colony east (Okeechobee/Military) | \$ 1,200,000 |
| Engineering & Public Works | 6 | Drainage Improvements | Orange Blvd. from Seminole Pratt Whitney to Royal Palm Beach Blvd. | \$ 3,000,000 |
| Engineering & Public Works | 1 | Drainage Improvements | A1A from US1 to Donald Ross | \$ 500,000 |
| Engineering & Public Works | 7 | Drainage Improvements | Congress Ave. north of Linton Blvd. | \$ 500,000 |
| Engineering & Public Works | 7 | Drainage Improvements | Congress Ave. @ Palm Beach Lakes | \$ 500,000 |
| Engineering & Public Works | 2 | Drainage Improvements | Haverhill Rd from Lake Worth Road to 10th Ave. | \$ 500,000 |
| Engineering & Public Works | 7 | Drainage Improvements | Australian Ave. from Banyan St. to 45th St. | \$ 17,800,000 |

Exhibit G-1

| Palm Beach County Projects List | | | | |
|--|-----------------|-----------------------|--|------------------|
| <i>(Cont)</i> | | | | |
| Department | District | Category | Project | Est. Cost |
| Engineering & Public Works | 1 | Drainage Improvements | Sections of Randolph Siding Rd. | \$ 600,000 |
| Engineering & Public Works | 2, 3 | Drainage Improvements | Sections of Kirk Road | \$ 500,000 |
| Engineering & Public Works | 1 | Drainage Improvements | Sections of Indiantown Road | \$ 200,000 |
| Engineering & Public Works | CW | Drainage Improvements | Various other locations Countywide | \$ 1,700,000 |
| Sheriff | CW, 2 | Building Renovation | Headquarters R&R | \$ 32,702,000 |
| Sheriff | 2, 3 | Building Renovation | Lake Worth West Substation | \$ 1,213,460 |
| Sheriff | CW, 2 | Building Renovation | Detention Center Facilities R/R (Phases 3-5) | \$ 33,000,000 |
| Sheriff | CW, 2 | Building Renovation | Main Detention Center Electronics | \$ 10,300,000 |
| Sheriff | CW, 2 | Building Renovation | Detention Facilities R/R (Phase 6) - Repurpose MDC | \$ 40,000,000 |
| Sheriff | CW, 2 | Building - New | Evidence Building | \$ 21,336,540 |
| Sheriff | CW | Vehicles | Vehicle Replacement | \$ 12,621,503 |
| Sheriff | CW | Equipment | Radios Replacement | \$ 7,432,384 |
| Sheriff | CW | Equipment | In car cameras | \$ 10,951,540 |
| Sheriff | CW | IT Equipment | Public Safety Equipment | \$ 11,182,970 |
| Judicial | CW, 2 | IT Equipment | Courthouse Electronics System R&R/Command | \$ 12,999,700 |
| Judicial | CW, 2 | Building Renovation | Courthouse Buildout and Renovations | \$ 38,026,827 |
| Judicial | CW, 2 | Building - New | Judicial Partners Records Warehouse | \$ 23,000,000 |
| General Government | CW | Building Renovation | Countywide Buildings Renewal/Replacement | \$ 16,063,200 |
| General Government | CW, 2 | Building Renovation | Government Center Renewal/Replacement | \$ 26,000,000 |
| General Government | CW | Building Renovation | ADA Renovations | \$ 2,539,000 |

Exhibit G-1

| Palm Beach County Projects List | | | | |
|--|-----------------|---------------------|--|------------------|
| <i>(Cont)</i> | | | | |
| Department | District | Category | Project | Est. Cost |
| General Government Facilities | CW | Equipment | General Radio Replacement | \$ 870,000 |
| General Government Facilities | CW, 7 | Building Renovation | South County Admin Complex Redevelopment | \$ 6,000,000 |
| General Government Facilities | CW, 2 | Building Renovation | 810 Datura Building Replacement | \$ 23,000,000 |
| General Government Facilities | CW, 2 | Building Renovation | Four Points | \$ 450,000 |
| General Government Facilities | CW, 2 | Building Renovation | Animal Care & Control | \$ 21,000,000 |
| Parks & Recreation | 3 | Playground | John Prince Park - Osborne Boundless Playground Safety Surface | \$ 175,000 |
| Parks & Recreation | 6 | Playground | John Stretch Park Playground | \$ 32,750 |
| Parks & Recreation | 6 | Playground | Paul Rardin Park Playground | \$ 52,750 |
| Parks & Recreation | 2 | Playground | Lake Lytal Park - Activity Building Playground | \$ 77,750 |
| Parks & Recreation | 4 | Playground | Lake Ida Park - 4th St. Playground | \$ 52,750 |
| Parks & Recreation | 7 | Playground | Dyer Park Playground | \$ 100,000 |
| Parks & Recreation | 1 | Playground | Carlin Park West Playground - near tennis courts | \$ 30,000 |
| Parks & Recreation | 5 | Playground | Morikami - Biwa Pavilion Playground | \$ 52,750 |
| Parks & Recreation | 3 | Playground | Sanders Park Playground | \$ 32,750 |
| Parks & Recreation | 3 | Playground | John Prince Park - Osborne Boundless Playground Structure | \$ 75,000 |
| Parks & Recreation | 1 | Playground | Juno Park Playground | \$ 52,750 |
| Parks & Recreation | 2 | Playground | Okeeheelee Park - Alligator Playground | \$ 205,500 |
| Parks & Recreation | 3 | Playground | West Boynton Park Playground | \$ 85,000 |

Exhibit G-1

| Palm Beach County Projects List | | | | |
|--|-----------------|-----------------|--|------------------|
| <i>(Cont)</i> | | | | |
| Department | District | Category | Project | Est. Cost |
| Parks & Recreation | 6 | Playground | Seminole Palms Playground | \$ 50,000 |
| Parks & Recreation | 1 | Playground | Loggerhead Picnic Area Playground | \$ 82,750 |
| Parks & Recreation | 3 | Playground | John Prince - Center Drive Playground | \$ 30,000 |
| Parks & Recreation | 3 | Playground | West Boynton Skate Park | \$ 150,000 |
| Parks & Recreation | 3 | Playground | John Prince Park - Mound Circle Playground | \$ 77,750 |
| Parks & Recreation | 1 | Playground | Carlin Park West Gumbo Limbo Playground | \$ 32,750 |
| Parks & Recreation | 1 | Playground | Dubois Park Playground | \$ 42,750 |
| Parks & Recreation | 1 | Playground | Jupiter Farms Park Playground | \$ 70,000 |
| Parks & Recreation | 3 | Playground | Buttonwood Park Playground | \$ 55,000 |
| Parks & Recreation | 6 | Playground | Glades Pioneer Park Playground | \$ 80,500 |
| Parks & Recreation | 1 | Playground | Ocean Cay Park Playground | \$ 50,000 |
| Parks & Recreation | 6 | Playground | Glades Pioneer Park Playground | \$ 30,000 |
| Parks & Recreation | 3 | Playground | John Prince Park - Campground Playgrounds | \$ 105,500 |
| Parks & Recreation | 3 | Playground | Lake Charleston Park Playground | \$ 50,000 |
| Parks & Recreation | 5 | Playground | Burt Aaronson South County Regional - Boundless Playground | \$ 100,000 |
| Parks & Recreation | 1 | Playground | Limestone Creek Park Playground | \$ 40,000 |
| Parks & Recreation | 2 | Playground | Lake Belvedere Estates Park Playground | \$ 52,750 |
| Parks & Recreation | 1 | Playground | Coral Cove Park Playground | \$ 50,000 |
| Parks & Recreation | 6 | Playground | South Bay RV Park Playground | \$ 52,750 |
| Parks & Recreation | 5 | Playground | Burt Aaronson South County Regional Park Playground near tennis courts | \$ 32,750 |
| Parks & Recreation | 2 | Sports Lighting | Okeeheliee Park- Multipurpose Fields # 10,11,12,13 | \$ 600,000 |

Exhibit G-1

| Palm Beach County Projects List | | | | |
|--|-----------------|-----------------|--|------------------|
| <i>(Cont)</i> | | | | |
| Department | District | Category | Project | Est. Cost |
| Parks & Recreation | 2 | Sports Lighting | Okeeheelee Park - Softball Fields #1,2,3,4 | \$ 600,000 |
| Parks & Recreation | 5 | Sports Lighting | Pinewoods Park - Baseball Fields #1,2,3 | \$ 400,000 |
| Parks & Recreation | 5 | Sports Lighting | Burt Aaronson South County Regional Park - Fields #8,9,10,11 | \$ 400,000 |
| Parks & Recreation | 4 | Sports Lighting | Caloosa Park - Softball Fields #1,2,3,4 | \$ 900,000 |
| Parks & Recreation | 7 | Sports Lighting | Westgate Park and Recreation Center | \$ 200,000 |
| Parks & Recreation | 4 | Sports Lighting | Caloosa Park - Multipurpose Fields #5,6 | \$ 300,000 |
| Parks & Recreation | 1 | Sports Lighting | Juno Park | \$ 150,000 |
| Parks & Recreation | 1 | Sports Lighting | Carlin Park | \$ 300,000 |
| Parks & Recreation | 1 | Sports Lighting | Bert Winters Park - Ballfield #1 | \$ 150,000 |
| Parks & Recreation | 1 | Sports Lighting | Bert Winters Park - Ballfield #2 | \$ 100,000 |
| Parks & Recreation | 2 | Sports Lighting | Lake Lytal Park - T-ball Multipurpose Field #5 | \$ 100,000 |
| Parks & Recreation | 6 | Sports Lighting | Glades Pioneer Park - Ballfield #2 | \$ 100,000 |
| Parks & Recreation | 3 | Sports Lighting | Lake Charleston Park | \$ 400,000 |
| Parks & Recreation | 1 | Sports Lighting | Jupiter Farms Park | \$ 200,000 |
| Parks & Recreation | 5 | Sports Lighting | Burt Aaronson South County Regional Park - Fields# 4,5,6,7 | \$ 400,000 |
| Parks & Recreation | 5 | Sports Lighting | Burt Aaronson South County Regional Park - Fields #12,13 | \$ 200,000 |
| Parks & Recreation | 7 | Sports Lighting | Dyer Park | \$ 600,000 |
| Parks & Recreation | 6 | Sports Lighting | Seminole Palms Park | \$ 1,100,000 |
| Parks & Recreation | 2 | Sports Lighting | Haverhill Park | \$ 300,000 |
| Parks & Recreation | 6 | Sports Lighting | Duncan Padgett Park | \$ 100,000 |
| Parks & Recreation | 2 | Sports Lighting | Okeeheelee Park - Tennis Courts | \$ 400,000 |

Exhibit G-1

| Palm Beach County Projects List | | | | |
|--|-----------------|-----------------|--|------------------|
| <i>(Cont)</i> | | | | |
| Department | District | Category | Project | Est. Cost |
| Parks & Recreation | 4 | Sports Lighting | Caloosa Park | \$ 1,200,000 |
| Parks & Recreation | 2 | Sports Lighting | Lake Lytal Park - Tennis, Racquetball and Basketball Court | \$ 800,000 |
| Parks & Recreation | 1 | Sports Lighting | Carlin Park | \$ 200,000 |
| Parks & Recreation | 6 | Sports Lighting | Glades Pioneer Park | \$ 200,000 |
| Parks & Recreation | 5 | Sports Lighting | Burt Aaronson South County Regional Park - Tennis Courts | \$ 950,000 |
| Parks & Recreation | 5 | Sports Lighting | Burt Aaronson South County Regional Park - Basketball Courts | \$ 100,000 |
| Parks & Recreation | 7 | Sports Lighting | Dyer Park | \$ 100,000 |
| Parks & Recreation | 5 | Sports Lighting | Veterans Park | \$ 300,000 |
| Parks & Recreation | 1 | Sport Court | Cabana Colony Basketball Courts | \$ 12,000 |
| Parks & Recreation | 2 | Sport Court | Haverhill Park Racquetball Court Replacement | \$ 270,000 |
| Parks & Recreation | 4 | Sport Court | Caloosa Park Racquetball Court Replacement | \$ 810,000 |
| Parks & Recreation | 1 | Sport Court | West Jupiter Park and Recreation Center Basketball Courts | \$ 20,000 |
| Parks & Recreation | 2 | Sport Court | Lake Lytal Park Racquetball Court Replacement | \$ 270,000 |
| Parks & Recreation | 6 | Sport Court | Duncan Padgett Park Racquetball Court Replacement | \$ 135,000 |
| Parks & Recreation | CW | Pathways | Various Beach Access, Dune Crossovers and Dock Renovations | \$ 250,000 |
| Parks & Recreation | CW | Pathways | Various Fencing Replacement | \$ 500,000 |
| Parks & Recreation | 1 | Pathways | Dubois Park Pedestrian Bridge Deck Replacement | \$ 60,000 |
| Parks & Recreation | 5 | Pathways | Burt Aaronson South County Regional Park Dog Park Pathways (Asphalt) | \$ 25,000 |
| Parks & Recreation | 5 | Pathways | Burt Aaronson South County Regional Park Pathways (Asphalt) | \$ 40,000 |
| Parks & Recreation | 1 | Pathways | Cabana Colony Pathways (Asphalt) | \$ 8,000 |
| Parks & Recreation | 4 | Pathways | Caloosa Park Pathways (Asphalt) | \$ 16,000 |

Exhibit G-1

| Palm Beach County Projects List | | | | |
|--|-----------------|-----------------|---|------------------|
| <i>(Cont)</i> | | | | |
| Department | District | Category | Project | Est. Cost |
| Parks & Recreation | 7 | Pathways | Dyer Park Pathways (Asphalt) | \$ 25,000 |
| Parks & Recreation | 6 | Pathways | Glades Pioneer Pathways (Asphalt) | \$ 20,000 |
| Parks & Recreation | 3 | Pathways | John Prince Pathways (Asphalt) | \$ 50,000 |
| Parks & Recreation | 4 | Pathways | Lake Ida Dog Park Pathways (Asphalt) | \$ 25,000 |
| Parks & Recreation | 2 | Pathways | Okeeheelee Nature Center Pathways (Asphalt) | \$ 35,000 |
| Parks & Recreation | 2 | Pathways | Okeeheelee North Pathways (Asphalt) | \$ 44,000 |
| Parks & Recreation | 4 | Pathways | Ocean Inlet Pathways (Asphalt) | \$ 7,000 |
| Parks & Recreation | 3 | Pathways | Santaluces Pathways (Asphalt) | \$ 65,000 |
| Parks & Recreation | 6 | Pathways | Seminole Palms Pathways (Asphalt) | \$ 4,000 |
| Parks & Recreation | 3 | Pathways | West Boynton Park Pathways (Asphalt) | \$ 20,000 |
| Parks & Recreation | 5 | Pathways | Veterans Park Pathways (Asphalt) | \$ 45,000 |
| Parks & Recreation | 6 | Pathways | South Bay Park - Pathway Repairs | \$ 5,850 |
| Parks & Recreation | 6 | Pathways | John Stretch Roadways | \$ 180,000 |
| Parks & Recreation | 1 | Pathways | Jupiter Farms Park Street/Parking Lot Lighting Replacement LED Lights | \$ 60,000 |
| Parks & Recreation | 1 | Pathways | Jupiter Beach Park Street/Parking Lot Lighting Replacement | \$ 250,000 |
| Parks & Recreation | 1 | Pathways | Carlin Park Street/Parking Lot Lighting Replacement | \$ 200,000 |
| Parks & Recreation | 4 | Pathways | Caloosa Park Street/Parking Lot Lighting Replacement | \$ 200,000 |
| Parks & Recreation | 3 | Pathways | Buttonwood Park Street/Parking Lot Lighting Replacement LED Lights | \$ 87,000 |
| Parks & Recreation | 4 | Pathways | Ocean Inlet Park Street/Parking Lot Lighting Replacement LED Lights | \$ 84,000 |
| Parks & Recreation | 1 | Pathways | Ocean Reef Park Street/Parking Lot Lighting Replacement | \$ 250,000 |
| Parks & Recreation | 5 | Pathways | Morikami Street/Parking Lot Lighting Replacement LED Lights | \$ 144,000 |

Exhibit G-1

| Palm Beach County Projects List | | | | |
|--|-----------------|-----------------|--|------------------|
| <i>(Cont)</i> | | | | |
| Department | District | Category | Project | Est. Cost |
| Parks & Recreation | 2 | Pathways | Okeeheelee Park Street/Parking Lot Lighting Replacement | \$ 350,000 |
| Parks & Recreation | 2 | Pathways | Okeeheelee North Parking Lot - Striping | \$ 65,000 |
| Parks & Recreation | 3 | Pathways | West Boynton Park Street/Parking Lot Lighting Replacement LED Lights | \$ 285,000 |
| Parks & Recreation | 3 | Pathways | West Boynton Park Parking Lot - Striping | \$ 10,000 |
| Parks & Recreation | 5 | Pathways | Veterans Parking Lot - Striping | \$ 5,000 |
| Parks & Recreation | CW | Pathways | Various Parking Lot | \$ 50,000 |
| Parks & Recreation | 6 | Pathways | Seminole Palms Parking Lot - Striping | \$ 6,000 |
| Parks & Recreation | 4 | Pathways | South Inlet Parking Lot - Striping | \$ 8,100 |
| Parks & Recreation | 2 | Pathways | Okeeheelee North Roadways | \$ 15,000 |
| Parks & Recreation | 4 | Pathways | Ocean Inlet Roadways | \$ 10,000 |
| Parks & Recreation | 4 | Pathways | Lake Ida 4th Roadways | \$ 33,000 |
| Parks & Recreation | 6 | Pathways | Triangle Park Parking Lot - Overlay and Striping | \$ 6,400 |
| Parks & Recreation | 2 | Pathways | Haverhill Park Street/Parking Lot Lighting Replacement | \$ 200,000 |
| Parks & Recreation | 6 | Pathways | Glades Pioneer Park Street/Parking Lot Lighting Replacement LED Lights | \$ 60,000 |
| Parks & Recreation | 7 | Pathways | Dyer Park Street/Parking Lot Lighting | \$ 192,000 |
| Parks & Recreation | 7 | Pathways | Dyer Park Parking Lot | \$ 45,000 |
| Parks & Recreation | 1 | Pathways | Dubois Park Parking Lot | \$ 35,000 |
| Parks & Recreation | 4 | Pathways | Caloosa Park Roadways | \$ 20,000 |
| Parks & Recreation | 1 | Pathways | Burt Reynolds Parking Lot | \$ 22,650 |
| Parks & Recreation | 1 | Pathways | Burt Reynolds Roadways | \$ 44,550 |
| Parks & Recreation | 3 | Pathways | John Prince Street/Parking Lot Lighting Replacement LED Lights | \$ 300,000 |

Exhibit G-1

| Palm Beach County Projects List | | | | |
|--|-----------------|------------------|--|------------------|
| <i>(Cont)</i> | | | | |
| Department | District | Category | Project | Est. Cost |
| Parks & Recreation | 5 | Pathways | Burt Aaronson South County Regional Park Street/Parking Lot Lighting Replacement | \$ 540,000 |
| Parks & Recreation | 5 | Pathways | Burt Aaronson South County Regional Park Nature Trail Boardwalk | \$ 225,000 |
| Parks & Recreation | 2 | Aquatic Facility | Lake Lytal Aquatic Center Replace Public Aquatic Facility | \$ 6,000,000 |
| Parks & Recreation | 7 | Aquatic Facility | Aqua Crest Aquatic Complex Major Renovation and Reconstruction | \$ 6,000,000 |
| Parks & Recreation | 1 | Aquatic Facility | North County Aquatic Complex Aquatic Facility Renovation | \$ 1,800,000 |
| Parks & Recreation | 3 | Aquatic Facility | Therapeutic Recreation Complex - Gleneagle Aquatic Center (formerly Mary Prince Pool) Pool Resurfacing | \$ 64,500 |
| Parks & Recreation | 3 | Aquatic Facility | Santaluces Pool Aquatic Facility Renovation | \$ 850,000 |
| Parks & Recreation | 5 | Aquatic Facility | Coconut Cove Waterpark Facility Repairs and Renovation | \$ 1,100,000 |
| Parks & Recreation | 6 | Aquatic Facility | Calypso Bay Waterpark Facility Repairs and Renovation | \$ 1,330,000 |
| Parks & Recreation | 7 | Public Restroom | Kreusler Park Restroom Replacement | \$ 200,000 |
| Parks & Recreation | CW | Public Restroom | Ocean Rescue Refurbish wooden guard towers | \$ 100,000 |
| Parks & Recreation | 4 | Public Restroom | Ocean Inlet Park and Marina Improvements | \$ 5,000,000 |
| Parks & Recreation | 1 | Public Restroom | West Jupiter Park & Recreation Center Restroom Replacement with Storage | \$ 250,000 |
| Parks & Recreation | 6 | Public Restroom | Canal Point Restroom Replacement | \$ 270,000 |
| Parks & Recreation | 6 | Public Restroom | Triangle Park Restroom Replacement | \$ 270,000 |
| Parks & Recreation | 1 | Public Restroom | Juno Park Restroom Replacement | \$ 270,000 |
| Parks & Recreation | 6 | Public Restroom | John Stretch Restroom Replacement | \$ 270,000 |
| Parks & Recreation | 1 | Public Restroom | Carlin Park Restroom Replacement | \$ 270,000 |
| Parks & Recreation | 3 | Public Restroom | John Prince Park Campground Restroom Replacement | \$ 810,000 |
| Parks & Recreation | 3 | Public Restroom | John Prince Restroom Replacement | \$ 270,000 |
| Parks & Recreation | 3 | Public Restroom | John Prince Restroom Replacement | \$ 270,000 |

Exhibit G-1

| Palm Beach County Projects List | | | | |
|--|-----------------|-----------------|--|------------------|
| <i>(Cont)</i> | | | | |
| Department | District | Category | Project | Est. Cost |
| Parks & Recreation | 3 | Public Restroom | John Prince Restroom Replacement | \$ 270,000 |
| Parks & Recreation | 6 | Public Restroom | Duncan Padget Park Restroom Replacement | \$ 270,000 |
| Parks & Recreation | 5 | Public Restroom | Sandalfoot Cove Park Athletic Facility/Building Replacement | \$ 780,000 |
| Parks & Recreation | 1 | Public Restroom | Dubois Park Historic Building Repair/Renovation | \$ 2,000,000 |
| Parks & Recreation | 5 | Public Restroom | Sunset Cove Amphitheater Audio & Lighting System Replacement | \$ 150,000 |
| Parks & Recreation | 2 | Public Restroom | Jim Brandon Equestrian Center Barn Painting and Rust Treatment | \$ 250,000 |
| Parks & Recreation | 2 | Public Restroom | Jim Brandon Equestrian Center Audio System Replacement | \$ 120,000 |
| Parks & Recreation | 5 | Public Restroom | Pinewoods Park Athletic Facility/Building Replacement | \$ 780,000 |
| Parks & Recreation | 2 | Public Restroom | Okeeheelee Park Athletic Facility/Building Replacement | \$ 780,000 |
| Parks & Recreation | 2 | Public Restroom | Lake Lytal Park Athletic Facility/Building Replacement | \$ 780,000 |
| Parks & Recreation | 2 | Public Restroom | Lake Lytal Park Athletic Facility/Building Replacement | \$ 780,000 |
| Parks & Recreation | 2 | Public Restroom | Lake Lytal Park Maintenance Building Replacement | \$ 500,000 |
| Parks & Recreation | 4 | Public Restroom | Lake Ida Park Building Replacement | \$ 500,000 |
| Parks & Recreation | 3 | Public Restroom | John Prince Park Softball Triplex Athletic Facility/Building Replacement | \$ 780,000 |
| Parks & Recreation | 1 | Public Restroom | Dubois Park Building Replacement | \$ 500,000 |
| Parks & Recreation | 1 | Public Restroom | Carlin Park Building Replacement | \$ 500,000 |
| Parks & Recreation | 6 | Public Restroom | Canal Point Building Replacement | \$ 500,000 |
| Parks & Recreation | 4 | Public Restroom | Caloosa Park Athletic Facility/Press Box Replacement | \$ 780,000 |
| Parks & Recreation | 3 | Public Restroom | John Prince Park Parks Division Administration Building Addition | \$ 2,500,000 |
| Parks & Recreation | 5 | Public Restroom | West Delray Regional Park Building Replacement | \$ 500,000 |
| Parks & Recreation | 3 | Public Restroom | John Prince Park - Maintenance Trades Shop Building Replacement | \$ 2,000,000 |

Exhibit G-1

| Palm Beach County Projects List | | | | |
|--|-----------------|-----------------|--|------------------|
| <i>(Cont)</i> | | | | |
| Department | District | Category | Project | Est. Cost |
| Parks & Recreation | 3 | Public Restroom | John Prince Park Campground Building Replacement | \$ 750,000 |
| Parks & Recreation | 1 | Public Restroom | Bert Winters Park Redevelopment - Phase 2 | \$ 1,700,000 |
| Parks & Recreation | 3 | Athletic Field | John Prince Park Athletic Field Renovations, Sports Turf | \$ 3,220,000 |
| Parks & Recreation | 3 | Athletic Field | West Boynton Park Athletic Field Renovations, Sports Turf | \$ 2,000,000 |
| Parks & Recreation | 6 | Athletic Field | Samuel Friedland Park - Sport Fields very pool drainage and 12 week closure per year Athletic Field Renovations, Sports Turf and Playground /Shade Structure | \$ 3,000,000 |
| Parks & Recreation | 7 | Athletic Field | Westgate Park & Recreation Center Athletic Field Renovation, Restroom w/Storage | \$ 2,000,000 |
| Parks & Recreation | 6 | Athletic Field | Glades Pioneer Park Athletic Facility Improvements, Sports Turf | \$ 2,000,000 |
| Parks & Recreation | 5 | Athletic Field | Loggers Run Park | \$ 3,200,000 |
| Parks & Recreation | 3 | Athletic Field | Buttonwood Park | \$ 2,400,000 |
| Parks & Recreation | 4 | Athletic Field | Caloosa Park Athletic Field Renovations, Sports Turf | \$ 4,000,000 |
| Parks & Recreation | 7 | Athletic Field | Dyer Park Athletic Field Improvements/Additions, Sports Turf | \$ 6,000,000 |
| Parks & Recreation | 3 | Boat Ramps | John Prince | \$ 400,000 |
| Parks & Recreation | 5 | Boat Ramps | Burt Aaronson South County Regional Park | \$ 250,000 |
| Parks & Recreation | 2 | Boat Ramps | Okeeheelee (ski lake) | \$ 400,000 |
| Parks & Recreation | 6 | Sewer/Septic | Canal Point | \$ 50,000 |
| Parks & Recreation | 2 | Sewer/Septic | Okeeheelee Park | \$ 50,000 |
| Parks & Recreation | 6 | Sewer/Septic | Triangle Park | \$ 50,000 |
| Parks & Recreation | 4 | Sewer/Septic | Lake Ida West Park | \$ 150,000 |
| Parks & Recreation | 1 | Sewer/Septic | Jupiter Farms Park | \$ 50,000 |
| Parks & Recreation | 1 | Sewer/Septic | Juno Park | \$ 50,000 |

Exhibit G-1

| Palm Beach County Projects List | | | | |
|--|-----------------|-----------------|--|----------------------|
| <i>(Cont)</i> | | | | |
| Department | District | Category | Project | Est. Cost |
| Parks & Recreation | 4 | Sewer/Septic | Gulfstream Park | \$ 100,000 |
| Parks & Recreation | 6 | Sewer/Septic | Duncan Padgett Park | \$ 50,000 |
| Parks & Recreation | 4 | Sewer/Septic | Caloosa Park | \$ 100,000 |
| Parks & Recreation | 5 | Sewer/Septic | Morikami Park | \$ 150,000 |
| Parks & Recreation | 6 | Sewer/Septic | Loxahatchee Groves | \$ 50,000 |
| Parks & Recreation | 2 | Sewer/Septic | Lake Lytal Park | \$ 50,000 |
| Parks & Recreation | 5 | Sewer/Septic | Veterans Park Irrigation Well Replacement | \$ 50,000 |
| Parks & Recreation | 6 | Sewer/Septic | South Bay RV Campground Electrical Upgrade | \$ 200,000 |
| Parks & Recreation | 1 | Group Pavilion | Jupiter Beach Park | \$ 150,000 |
| Parks & Recreation | 5 | Group Pavilion | Morikami Park | \$ 300,000 |
| Parks & Recreation | 3 | Group Pavilion | John Prince | \$ 150,000 |
| Parks & Recreation | 5 | Group Pavilion | Burt Aaronson South County Regional Park | \$ 150,000 |
| Parks & Recreation | CW | Group Pavilion | Various | \$ 300,000 |
| Parks & Recreation | 1 | Group Pavilion | Carlin Park | \$ 150,000 |
| Sheriff | 6 | Building - New | Acreage Substation | \$ 3,350,000 |
| Sheriff | 1 | Building - New | North County Substation | \$ 2,800,000 |
| Parks & Recreation | 3, 5 | Land | Canyon's District Park New District Park Construction | \$ 12,000,000 |
| Parks & Recreation | 6 | Building - New | Acreage Community Park Recreation Center (ITID) | \$ 3,000,000 |
| Parks & Recreation | 1 | Land | Gardens District Park | \$ 5,000,000 |
| Parks & Recreation | 2 | Land | Okeehetee Park South Regional Park Expansion | \$ 3,500,000 |
| Parks & Recreation | CW | Land | Community Park | \$ 5,900,000 |
| Board Directed Projects | CW | Building - New | Central County Housing Resource Center | \$ 5,700,000 |
| Board Directed Projects | CW | Building - New | Housing Units for Homeless, Extremely Low Income, & Low Income | \$ 25,500,000 |
| | | Total | 536 | \$709,378,174 |